

CITY OF FAYETTEVILLE, ARKANSAS QUARTERLY MANAGEMENT REPORT

First Quarter 2006

MAYOR

Dan Coody

CITY COUNCIL

Robert Reynolds
Kyle Cook
Robert Rhoads
Shirley Lucas

Ward 1, Position 1
Ward 2, Position 1
Ward 3, Position 1
Ward 4, Position 1

Brenda Thiel
Don Marr
Bobby Ferrell
Lioneld Jordan

Ward 1, Position 2
Ward 2, Position 2
Ward 3, Position 2
Ward 4, Position 2

ELECTED OFFICIALS

Kit Williams - City Attorney
Sondra Smith - City Clerk/Treasurer
Rudy Moore, Jr. - District Court Judge

DEPARTMENT DIRECTORS

Ray Boudreaux - Aviation and Economic Director
Gary Dumas - Operations Director
David Jurgens - Water & Wastewater Director

Stephen Davis - Finance & Internal Services Director
Frank Johnson - Police Chief

2006 FIRST QUARTER -- TABLE OF CONTENTS

I.	FINANCIAL SUMMARY	1
II.	GENERAL GOVERNMENT DEPARTMENT	
	Departmental Overview	2-6
	Aviation & Economic Development	7-8
	Cable Administration	9-11
	City Clerk	12
	City Prosecutor	13-14
	District Court	15
	Internal Audit	16
	Library	17-21
III.	FINANCE & INTERNAL SERVICES DEPARTMENT	
	Finance & Internal Services Director	22-23
	Accounting & Audit	24
	Billing & Collections	25-27
	Budget & Research	28
	Information Technology	29-31
	Purchasing	32-34
IV.	FIRE DEPARTMENT	35-38
V.	OPERATIONS DEPARTMENT	
	Operations Director	39-42
	Building Safety	43-44
	Building Services	45-47
	Community Resources & Code Compliance	48-51
	Current Planning	52-55
	Engineering	56-59
	Fleet Operations	60
	Human Resources	61
	Meter Operations	62-63
	Parking & Telecommunications	64-66
	Parks & Recreation	67-74
	Planning & Development Management	75
	Solid Waste & Recycling	76-80
	Transportation	81-83
	Water & Sewer Maintenance	84-89
	Wastewater Treatment Plant	90

VI.	POLICE DEPARTMENT	
	Departmental Overview	91-92
	Animal Services	93-95
	Central Dispatch	96-98
	Drug Enforcement Program	99-101
	Patrol Program	102-107
	Support Services	108-111
VIII.	BUDGET ADJUSTMENT SUMMARY	112-123
IX.	PROJECT ACCOUNTING SUMMARY	124-140

CITY OF FAYETTEVILLE, ARKANSAS

CASH AND INVESTMENTS

March 31, 2006

Cash	\$	<u>2,259,587</u>
Investments Held by City	\$	72,083,613
Investments With Trustee:		
TIF Redevelopment District Bonds		121,843
Water and Sewer Bonds		1,884,591
Wastewater Treatment Capital Improvement Bonds		91,057,760
Town Center Bonds		343,727
Police Pension		10,407,178
Fire Pension		<u>9,123,166</u>
	\$	<u>185,021,878</u>
Cash & Investments 3/31/2006	\$	187,281,465
(1)Cash & Investments 12/31/2005		183,724,327
YTD Average Income Earnings on City-held Investments		4.27%

Note: These numbers are preliminary and subject to change.

(1) Adjusted to year end actual.

General Government Department

Dan Coody, Mayor

2006 Management Agenda

- 1) Strong, Diverse Local Economy
 - a) City-Wide Telecommunications and Technology Infrastructure Planning: The Telecommunications Board organized a Wireless Technology and Infrastructure Subcommittee to assess current technology and begin a strategic planning process for action. The first subcommittee meeting is scheduled for April 13.
 - b) Economic Development Strategy, Benchmark Measures, Annual Action Plan (FEDC): FEDC conducted a retreat February 9. Two City representatives participated in a planning process to set priorities and an action plan for 2006. One product of the retreat was a list of the top five economic development priorities for FEDC, which included the promotion of a competitive business environment, the development of a marketing plan for Fayetteville, and other business recruitment/retention priorities.
 - c) College Avenue Redevelopment: The Mayor continued negotiations with the State of Arkansas Highway and Transportation Department for a cost share on the College Avenue project. This project remains a top priority in all discussions with the City's Congressional delegation and the project is included in the City's "funding request book" delivered to the Congressional delegation by Van Scoyoc in February.
 - d) Airport 20 Year Master Plan Update: The Master Plan Update is underway and progressing. The Airport Director met with MCE and the City's consultants at the FAA Partnership Conference and discussed progress on the update. A draft is expected in May.
- 2) Planned and Managed Growth
 - a) Attainable Housing Policy and Strategy: Staff met with Dover Kohl and community representatives to discuss affordable housing issues that face Fayetteville. Staff is waiting for recommendations from Dover Kohl, due in May, before beginning project plans.
- 3) Improved Mobility and Street Quality
 - a) Fayetteville Expressway Economic Development Corridor (College Avenue, CMN, Mall Access) – Project Implementation and Additional Funding: This project was included in the "Funding Request Book" submitted to the Congressional Delegation by Van Scoyoc in February. The funding awarded in the 2006 Federal Highway Bill is still being processed by the state and the City has not yet received the funds.
- 4) Strong Partnership with the University of Arkansas
 - a) Coordinated Plan for Federal Highway Funding Requests: The Mayor and University of Arkansas representatives negotiated an informal agreement to alternate highway project priorities every other year.
- 5) A Beautiful City – Clean and Green
 - a) Scull Creek Remediation – Funding: This project was included in the "Funding Request Book" submitted to the Congressional Delegation by Van Scoyoc in February.
- 6) Service Improvements
 - a) Cable Television Franchise Agreement: Staff received a response from Cox Communications on March 30. Cox Communications is relatively amenable to many of the City's requests. A new revised contract should be before City Council this year.
 - b) PEG Strategic Planning Process Including Upgrade of Cablecasting System: Staff has been researching options for cablecasting and message board systems. Government Channel staff was tasked with drafting a Request For Proposal. The first draft is due for review on May 1.

- a) Library Funding and Services: The Library submitted a petition for a special election in February. The campaign consultant was hired and an election has been set for April 11.

Aviation & Economic Development

All the numbers were up when compared with the same quarter last year and with the last quarter of 2005. Million Air broke 50,000 gallons of fuel sold in March for the first time since October 2003.

Attended the FAA Partnership Conference at the DFW Hyatt where the Fayetteville Municipal Airport, Drake Field, was awarded the Arkansas Airport of the Year 2005 by the Southwest Region of the FAA. During the award presentation, it was remarked upon that the airport had made significant contributions to the aviation infrastructure in Arkansas. Many of the Airport's accomplishments over the last four years were also mentioned.

The FAA agreed with the City, the City's consultants, and a representative from Quadrex Associates on the growth of Fayetteville Drake Field and increased the City's Benefit Cost Analysis to .93. This lowers the City's portion of the contract tower cost as of April 1 to 7% or \$1,815 per month, a savings of more than \$6,000 per year.

The Airport Board met in special session and approved a lease for most of the south end of the terminal building to Sky Venture Aviation Inc., an FAA part 141 Flight School. Sky Venture Aviation Inc. operates similar facilities in Jonesboro, Arkansas and Jackson, Tennessee. In addition to flight training, the company will operate a Cessna Pilot Center, sell new Cessna Aircraft, sell pilot supplies, and rent aircraft. The company has purchased six aircraft to base at Fayetteville and expects an increase to 10. Construction for the terminal modification is expected to begin on Monday, April 3 with completion in 45 working days. With the 10 aircraft, the FBO hangar will be at capacity.

The West General Aviation Ramp Project is back underway after a winter lay off. The grant letters have been received for the remaining money to finish the project. The City will wait until FY 2007 for the final payment since the FAA has required that the City use as much of the entitlement funding as possible. The project could be completed by mid summer which would require the City to carry the final payment.

The terminal remodeling project continues to move ahead although slowly. The new date for the ribbon cutting is May 12.

USDA Forest Service moved equipment on site so that operations from Fayetteville Drake Field can begin this Spring. The major move will take place May through June.

Airport maintenance crew removed the blue awning from the air side of the terminal building. The building is now revealed and is much more attractive as is the garden landscaping. The terminal rehab project has a new cover for the awning that will remain over the main entrance included in the bid.

The museum roof project was completed and received a satisfactory inspection in January.

The Airport Director attended the first meeting of the AAOA Board of Directors in Little Rock. The 2006 AAOA convention will be held in Little Rock at the Windom Hotel and Conference Center.

NWACC took over the AATC as a program of the community college. A City representative has been appointed to the Aviation Department Advisory Committee.

The Airport Board met in strategic planning sessions three times since last quarter. The board plans to continue working on re-imagining the Airport in conjunction with the ribbon cutting of the Terminal Rehab Project and the Million Air FBO grand opening.

The City received bids for the landscaping contract to develop new gardens to beautify the Terminal Building entrances. The major project for 2006 is a new bed for the first island of the parking lot.

The City conducted a phase II environmental investigation on Parcel 29E in the Fayetteville Industrial Park. This parcel is the site of the former City incinerator. The investigation revealed the presence of lead above acceptable levels. All other materials were well below hazardous levels. ADEQ has visited the site and is preparing a response and suggested remediation action. The City has proposed a cover of clean material and signs posting the area. The initial response indicates that this is an acceptable course of action.

City Attorney

Garnishment Actions – The Assistant City Attorney filed responses or answers to interrogatories and other pleadings in five garnishment actions.

Bankruptcy – The City Attorney's Office filed no Proofs of Claim in bankruptcies involving the City.

John LaTour v. City of Fayetteville, et. al. – Case No. 02-5001 – United States District Court. Mr. LaTour sued the City, the City Attorney, City Prosecutor, Assistant City Prosecutor, one of the Planning Commission members, and a City Sign Inspector for enforcing the sign ordinance and prosecuting Mr. LaTour. **The Court dismissed all personal liability claims and the ten million dollar claim for punitive damages as well as Mr. LaTour's claim we discriminated against him.** Mr. LaTour has appealed to the Eighth Circuit Court of Appeals. All briefs have been submitted in this appeal.

Brock White v. City of Fayetteville – Case No. CIV 05-113-4 – Washington County Circuit Court. Shortly after Mr. White purchased his house on Amber Lane, the City was hit with several unusually large, localized rainfall events which flooded his home (Spring-Summer '04). The City Council authorized up to \$100,000.00 to enlarge the too small drainage structures installed years earlier by the developer. After this drainage improvement was finished, Mr. White sued the City claiming the City had inversely condemned all of his property to be used as a detention pond. Hundreds of pages of maps, engineering drawings, building permits and other documents were provided to Mr. White through discovery. The City Attorney had to use eighteen pages to answer written interrogatories and requests for production of documents from Plaintiff. The City Attorney filed a Motion to Dismiss which was heard and denied by the Circuit Judge.

The City Attorney then filed an Answer denying liability. Depositions were taken over several days and a Motion For Summary Judgment has been filed by the City Attorney. Following Plaintiff's Response to Motion, the City filed a Reply to the Response with Supporting Brief. **The City's Motion For Summary Judgment was granted and the City was dismissed from this lawsuit.**

Sanders v. City of Fayetteville – Case No. 04-5231 – U.S. District Court, Western District of Arkansas. This pro se, state penitentiary inmate suite alleges incredible and untrue things about the Mayor, police, building inspectors, etc. All counts against the Mayor and Police have already been thrown out by the Federal District Judge. The remaining allegations against code compliance/building inspectors are being handled by a Summary Judgment Motion by the City's insurance defense lawyer. The City Attorney has prepared about ten affidavits from City Staff to support a Summary Judgment Motion. **The City's Motion For Summary Judgment was granted and the case dismissed.**

Raymond Setzke v. Fayetteville Officer Jeremy Grammar, Chief Frank Johnson, Washington County Sheriff Whitmill, et. al. – Civil No. 04-5046 – Eighth Circuit Court of Appeals. After this **case was dismissed** by the Federal Judge, Mr. Setzke was allowed to appeal pro se without paying any filing fee to the Eighth Circuit Court of Appeals. The City will continue to defend this case.

City of Fayetteville v. Washington County Assessor, Washington County, Fayetteville School District, Fayetteville Public Library, et. al. – Case No. CV 05-559-2 – Washington County Circuit Court. The City Council authorized the City Attorney to file a Declaratory Judgment suit in order to clarify the law concerning how the tax increment should be distributed by the Assessor after the formation of the Highway 71 East Square Redevelopment District No. 1. This TIF district's project is the acquisition and demolition of the blighted area involving the Mountain Inn, the Washington County's Court Building, the old Niblock Law Firm, and the Red Bird Cafe, as well as sidewalk and crosswalk improvements throughout the district.

The Trust Indenture approved by the City Council requires the City to seek the maximum amount of tax increment allowed by law to pay off the TIF bonds, which funds the project.

Following a bench trial, the Circuit Judge ruled that the amounts used for funding the Redevelopment Bonds as certified by the County Assessor were **correct**. Although this amount should be sufficient to fully pay the TIF bonds, the Trust Indenture requires the City to seek additional millage increment and so an appeal to the Arkansas Supreme Court is necessary. The City Attorney has filed a **Notice of Appeal** and requested the Record be prepared by the Court Reporter.

Jeanny Romine v. City of Fayetteville – Case No. CV 05-1221-4 – Washington County Circuit Court. Ms. Romine sued the City for Inverse Condemnation on June 10, 2005 because of what the City believes is a private sewer line (but what Ms. Romine alleges is a city sewer main) caused sewer overflow onto her property. The City had offered to build a city sewer main across her property in 1998 to fix this problem, but Ms. Romine refused to give access by a sewer easement for this project. Ms. Romine is demanding not less than \$250,000 even though the property tax appraisal of her property is \$93,500.

The City Attorney has answered and denied liability. Discovery and deposition of the plaintiff have been accomplished. Two months before the scheduled trial, Ms. Romine sued her neighbors and alleged new grounds against the City, so the City filed a Motion For Continuance.

General Star Insurance v. Fayetteville Housing Authority – Fayetteville District Court. Because the Fayetteville Housing Authority's normal attorney will need to be a witness, the City Attorney is representing the Fayetteville Housing Authority against its insurance company which claims it is due a \$5,000 deductible. This was set for trial on January 23. Fortunately, the insurance company and the Fayetteville Housing Authority reached a **settlement** before trial.

Fuller v. City of Fayetteville This is another pro se inmate case who claims he was not treated well when he initially wore a wire for the police, but later tipped off the suspect. He was sent to prison for other reasons. The City has filed an Answer and a Motion For Summary Judgment.

Miller v. City of Fayetteville – Civil No. 2005-1801-2. A woman who was injured when she fell into a damaged storm sewer inlet filed a Complaint against the City right before the three year statute of limitation expired claiming (with no factual support) that the City intentionally and recklessly failed to correct the damaged storm sewer inlet (of which the City was unaware). The City Attorney filed a Motion To Dismiss with Supporting Brief based upon sovereign immunity and then filed a Reply to Plaintiff's Response. **The Court granted the City's Motion and dismissed the case.**

Spicer v. City of Fayetteville – CV 2005-2578-2. The Spicers sued the City for permitting a lot split on their neighbors' property. The City filed a Motion To Dismiss because the Spicers failed to appeal timely or properly from the Planning Commission's action. **The Court granted the City's Motion and dismissed the City from this suit.**

Bozarth v. City of Fayetteville – CV 2005-2749-2. The Assistant City Attorney filed an Entry of Appearance in this appeal of the Board of Adjustment's denial of setback variances for an unpermitted carport. Some discovery has been completed.

Library

Custodial services were moved in-house by ending the external contractor services. While staff was increased by 4.25 FTE custodial employees and equipment and supplies were procured, this was a budget neutral change that has resulted in a cleaner facility with most cleaning completed prior to the building's closing time.

Self-checks rose to 54%.

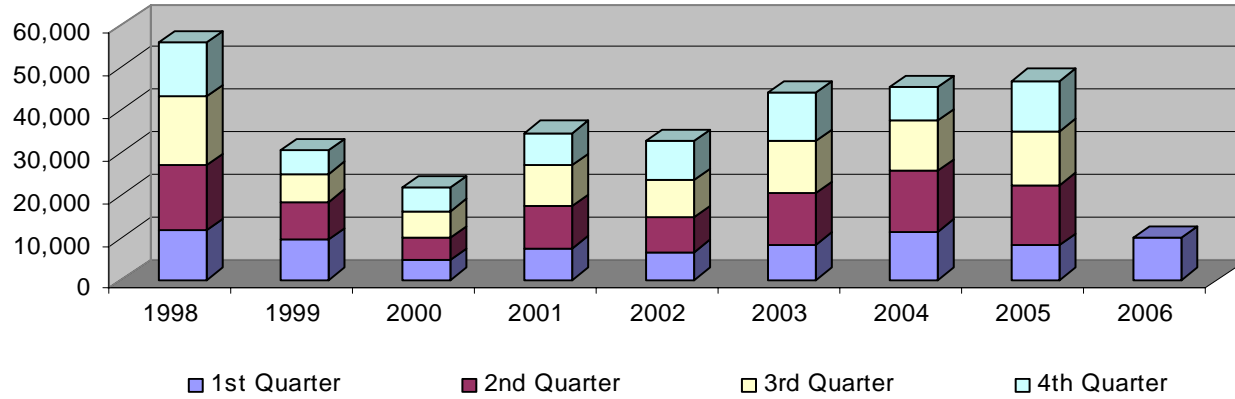
As expected, the huge increases in demand are leveling off and becoming more manageable.

Weekly public input meetings were held on the library funding initiative throughout January and February. Over 100 signatures for a petition calling for an election on a 2.3 mill increase in dedicated tax were turned into the City Clerk. An election date of April 11 has been set and a Campaign to Secure Our Library's Future was launched.

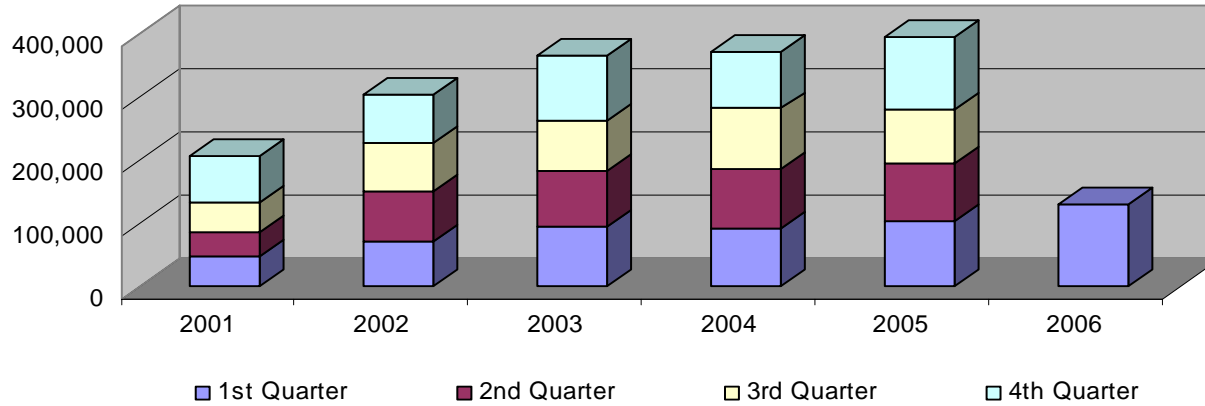
Arranged for tours of all kindergarten students in the Fayetteville School System.

Aviation & Economic Development Division

Quarterly Comparison of Aircraft Operations Counted by Tower

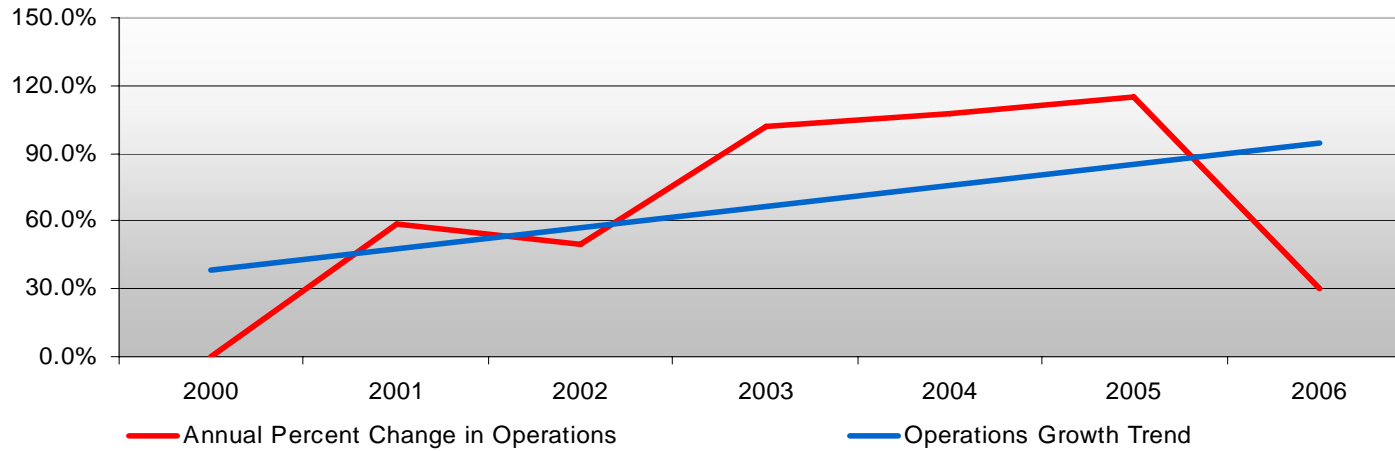


Quarterly Comparison - Fuel Sales Volume



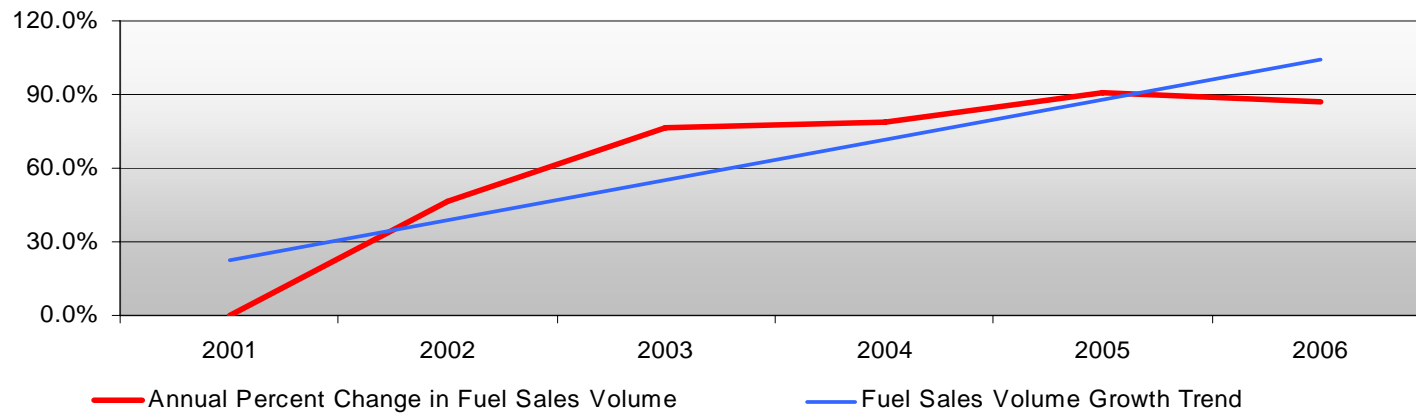
Aviation & Economic Development Division

Annual Percent Change In Aircraft Operations* - Base Year 2000



*A takeoff, landing, or control tower contact passing through Fayetteville airspace during tower operating hours.

Annual Percent Change in Fuel Sales Volume - Base Year 2001



The City took over aircraft fueling services August 1, 2001. Sales volume data is averaged for January through July 2001.

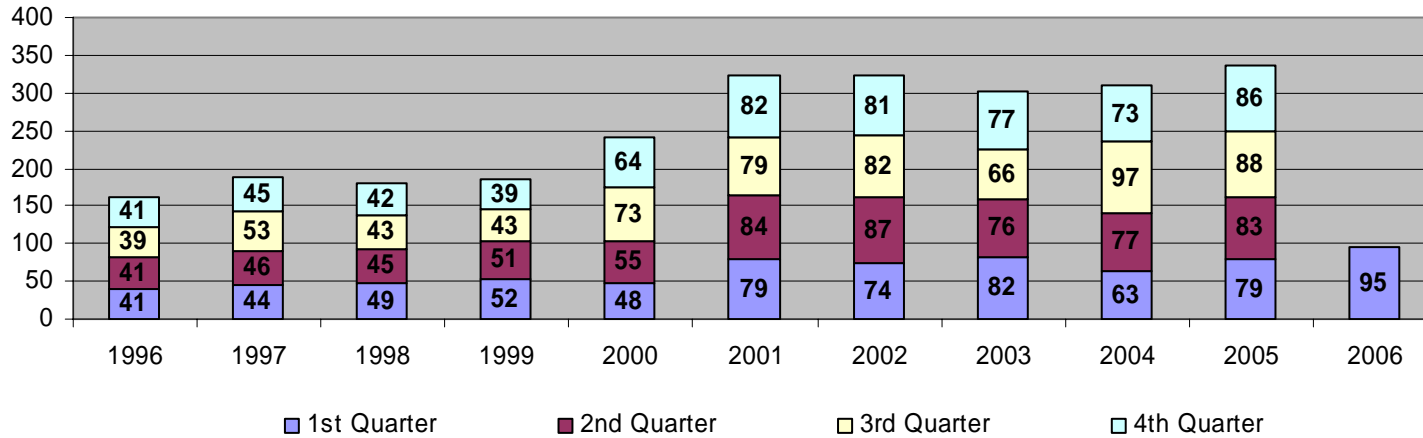
Cable Administration Division

Government Channel Performance Measures	Actual Year-to-Date 2005	Budgeted Year-to-Date 2006	Actual Year-to-Date 2006
Hrs. Equip. Used by Public & Staff	6,986	7,500	8,569
City Video Tapes Duplicated	138	175	352
Total Cable Cast Hours	593	625	736
New Government Meetings Taped/Hours	79/120	81/125	95/164.5
New Government Info Videos Produced/Hrs.	47/25.5	54/35	52/31.4
New Program Hrs. Produced - Meetings/Info	120/25.5	125/35	164.5/31.4
Messages Entered on Board	272	250	221

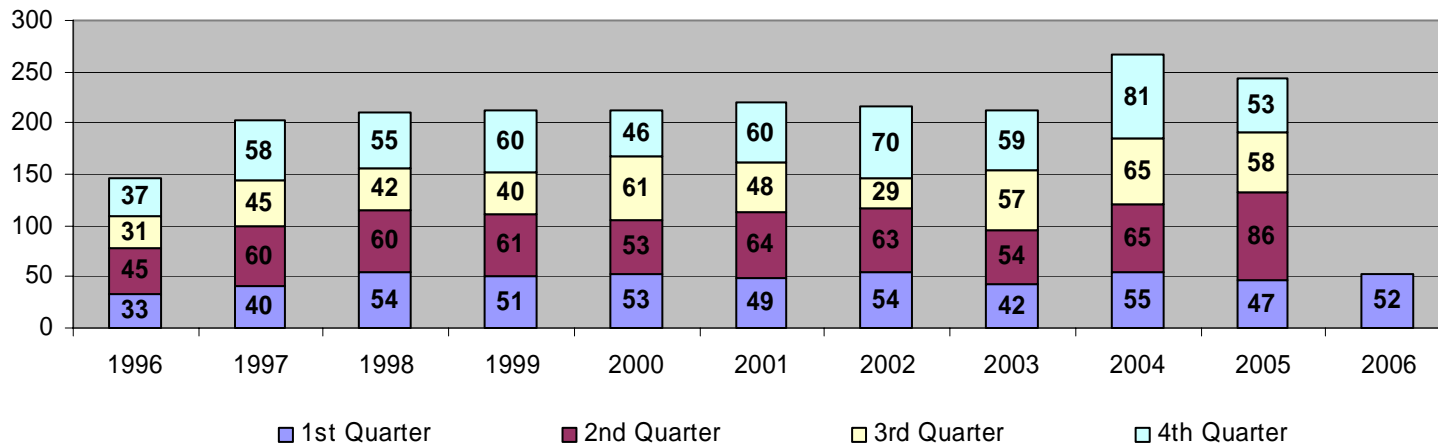
Community Access Television Performance Measures	Actual Year-to-Date 2005	Budgeted Year-to-Date 2006	Actual Year-to-Date 2006
Video Workshops	28	23	52
Total Cable Cast Hours	1,766	1,500	1,677
Workshop Participants	86	50	146
First Time Producers	2	10	13
New - Local Programs/Hours	108/89.2	125/87.5	115/110.6
Bulletin Board Messages	74	100	98

Cable Administration Division

Fayetteville Government Channel Televised Meetings

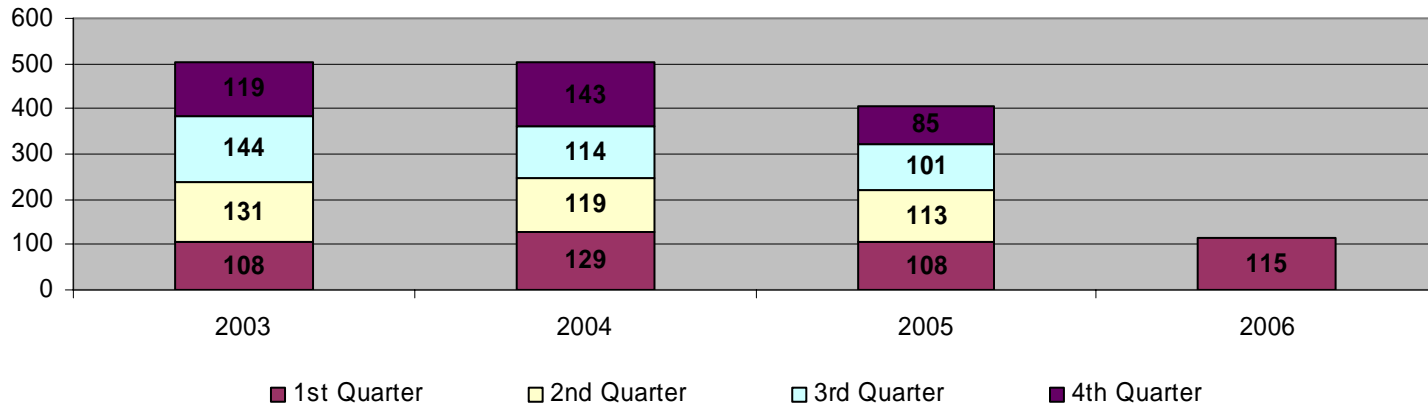


Fayetteville Government Channel Informational Programs

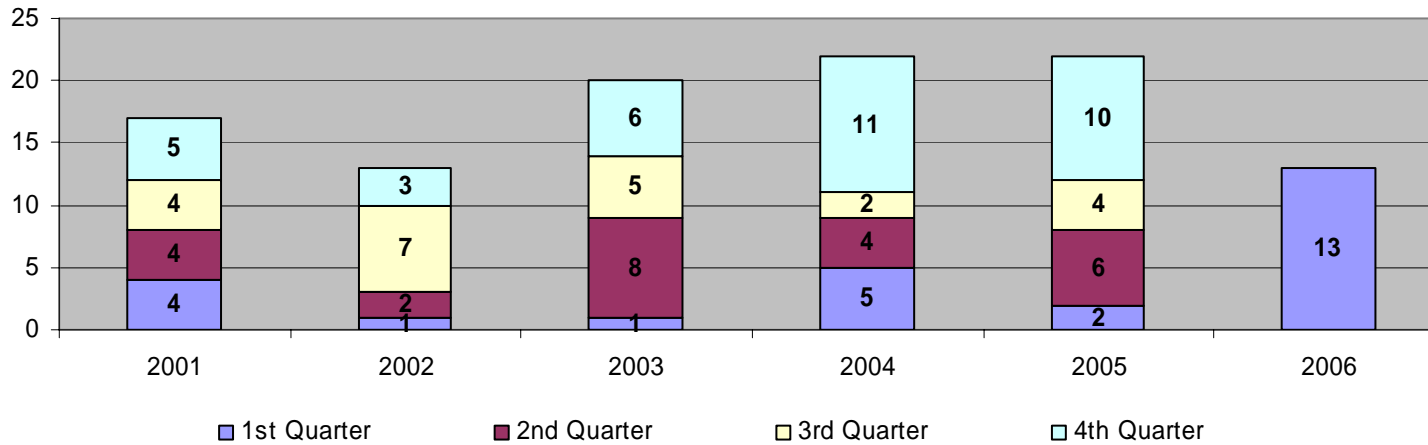


Cable Administration Division

Community Access Television New Programs



Community Access Television First Time Producers



City Clerk Division

City Clerk Performance Measures	Actual Year-to-Date 2005	Budgeted Year-to-Date 2006	Actual Year-to-Date 2006
Meetings Attended	60	56	65
Agendas Prepared	19	18	19
Minutes - Council & Boards	13	11	12
Ordinances & Resolutions Passed/Processed	102	90	95
Committee Vacancies/Applicants	23 / 19	19 / 21	26 / 18
Meeting Rooms Requested/Scheduled	306	313	272
Elections Coordinated	0	1	1
Code of Ordinances Updated	8	3	6
Permanent Record Retention	34,247	125,000	47,573
Avg. Direct Labor Cost of Record Retention	N/A	N/A	N/A

City Prosecutor Division

City Prosecutor Performance Measures	Actual Year-to-Date 2005	Budgeted Year-to-Date 2006	Actual Year-to-Date 2006
Complaints	194	175	176
Circuit Court Cases	6	5	8
Trials - District & Circuit	15	6	4
District Court Cases:			
Warrant Charges	97	100	76
Non-warrant Charges	2,031	2,250	2,295
DWI's	413	400	297
Carrying Certain Weapons	5	4	11
Domestic Batteries	54	66	82
Battery Charges	14	13	7
% of Convictions:			
Warrant Charges	75	85	89
Non-warrant Charges	95	96	94
DWI's	95	97	99
Carrying Certain Weapons	100	100	100
Domestic Batteries	80	85	86
Battery Charges	67	100	100
Hot Check Program:			
Checks Brought In	1,346	1,250	1,054
Cases Prepared for Trial	635	625	455
Checks Paid Off/Cleared	1,442	1,150	1,513
Checks Submitted for Collection	82,854	75,000	34,419
% of Cases Settled	63%	80%	68%

City Prosecutor Division

Hot Check Program Revenue	Actual Year-to-Date 2005	Actual Year-to-Date 2006
% of Hot Checks Collected	107%	131%
Received for Prosecutor Fees	\$13,584	\$14,343
Received for Checks	\$77,558	\$81,409
Fines & Court Costs Collected on Hot Checks	\$32,702	\$37,577
Warrant Fees Collected	\$3,431	\$4,574
Total Revenue Collected on Hot Checks	\$127,275	\$137,903

Complaint Results	Actual Year-to-Date 2005	Actual Year-to-Date 2006
Mediated/Warning Letter/Closed	183	90
Prosecutor Subpoena	86	49
Warrants Filed	104	60
Motions to Revoke Filed	58	7

District Court Division

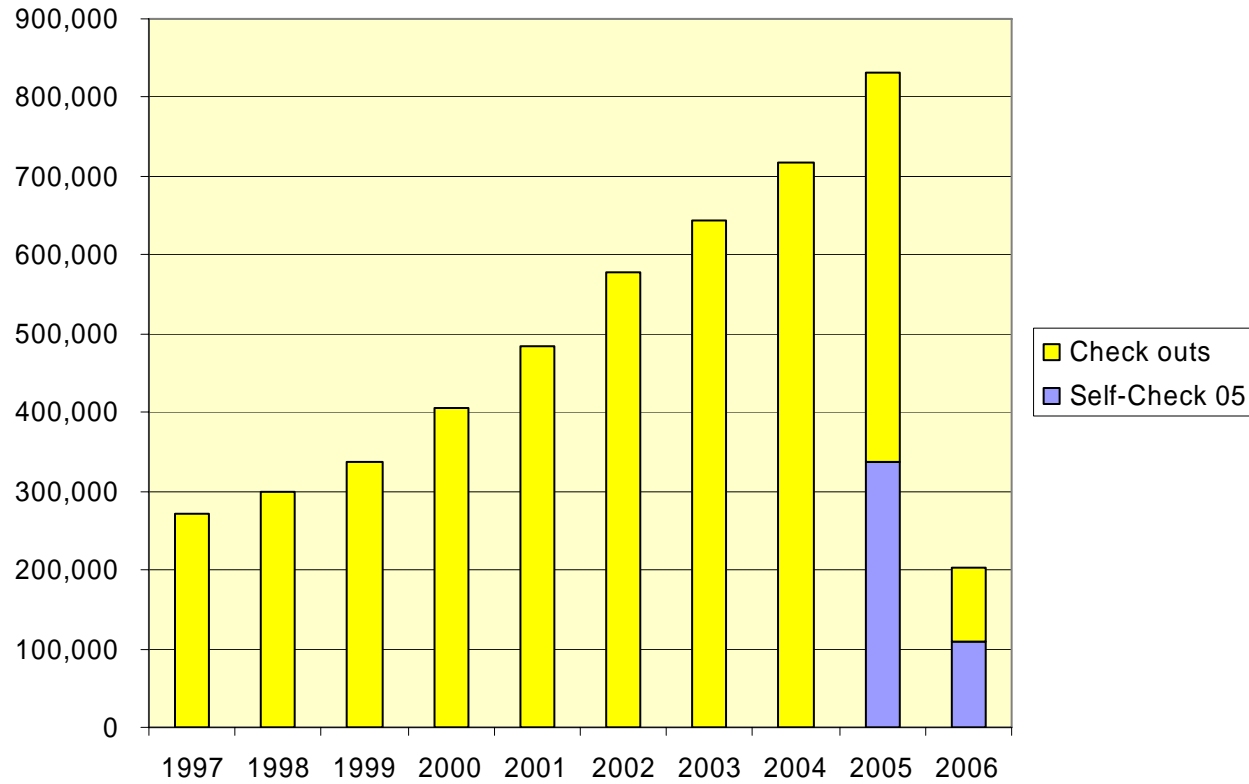
District Court Performance Measures	Actual Year-to-Date 2005	Budgeted Year-to-Date 2006	Actual Year-to-Date 2006
Criminal Cases:			
Cases Filed	5,481	6,625	6,710
Criminal Trial Settings	2,100	2,550	2,475
Cases Adjudicated	3,565	4,175	5,020
Fines and Fees Assessed	\$ 748,559	\$ 737,525	\$ 856,320
Fines and Fees Collected	\$ 643,164	\$ 612,500	\$ 778,362
% of Assessments Collected	86%	83%	90%
Warrant Backlog (# of Affidavits)	0	0	0
Trial Docket Backlog (Outside 90 Days)	0	0	0
General Fund Revenue	\$ 389,680	\$ 437,500	\$ 431,926
Probation & Fine Collections:			
Divisions Requesting Public Service (PS)	6	6	6
Interviews Conducted	180	150	175
Divisions Assigned Public Service	6	6	6
Persons Assigned to Public Service	123	137	32
Hours of Public Service Assigned	7,057	6,250	1,418
Fines/Costs Assessed	\$ 748,559	\$ 737,525	\$ 856,320
Hours of Public Service Completed	7,004	6,500	545
Fines/Costs Collected	\$ 643,164	\$ 612,500	\$ 778,362
Amount of Fines/Costs Worked Off	\$ 52,530	\$ 43,750	\$ 4,105
Small Claims & Civil Cases:			
Cases Filed	453	512	446
Court Session/Week (Hours)	10	10	8
Cases Set for Hearing/Week	38	40	35
% of Cases Processed within 2 Days	100%	100%	100%
General Fund Revenue	\$ 17,406	\$ 20,437	\$ 24,403

Internal Audit Division

Internal Audit Performance Measures	Actual Year-to-Date 2005	Budgeted Year-to-Date 2006	Actual Year-to-Date 2006
Annual Audit Plan Prepared	N/A	1	1
Performance Audits Completed	1	1	0
Review of City Areas	8	0	0
Special Projects	8	2	3
Audit Committee Meetings Facilitated	3	1	1
Management Control Deficiencies Identified	22	5	3
% of Completed Audit Reports Resulting in Recommendations for Improved Productivity, Cost Savings or Increased Internal Control	100%	100%	100%
% of Requests for Assistance in Developing/Enhancing System Controls and Procedures which are Responded to and for which a Work Plan is Developed	100%	100%	100%
% of Annual Audit Plan Completed	N/A	19%	25%

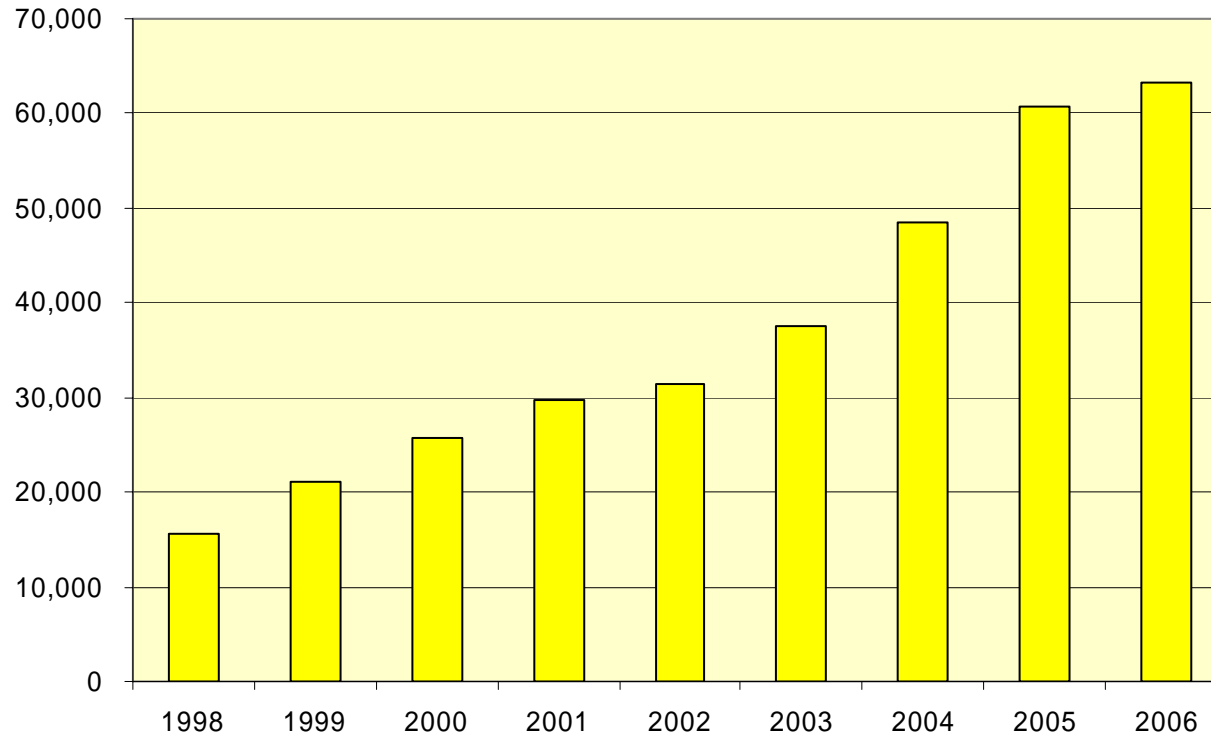
Library Division

Library Check Outs 1997-2006 First Quarter 2006



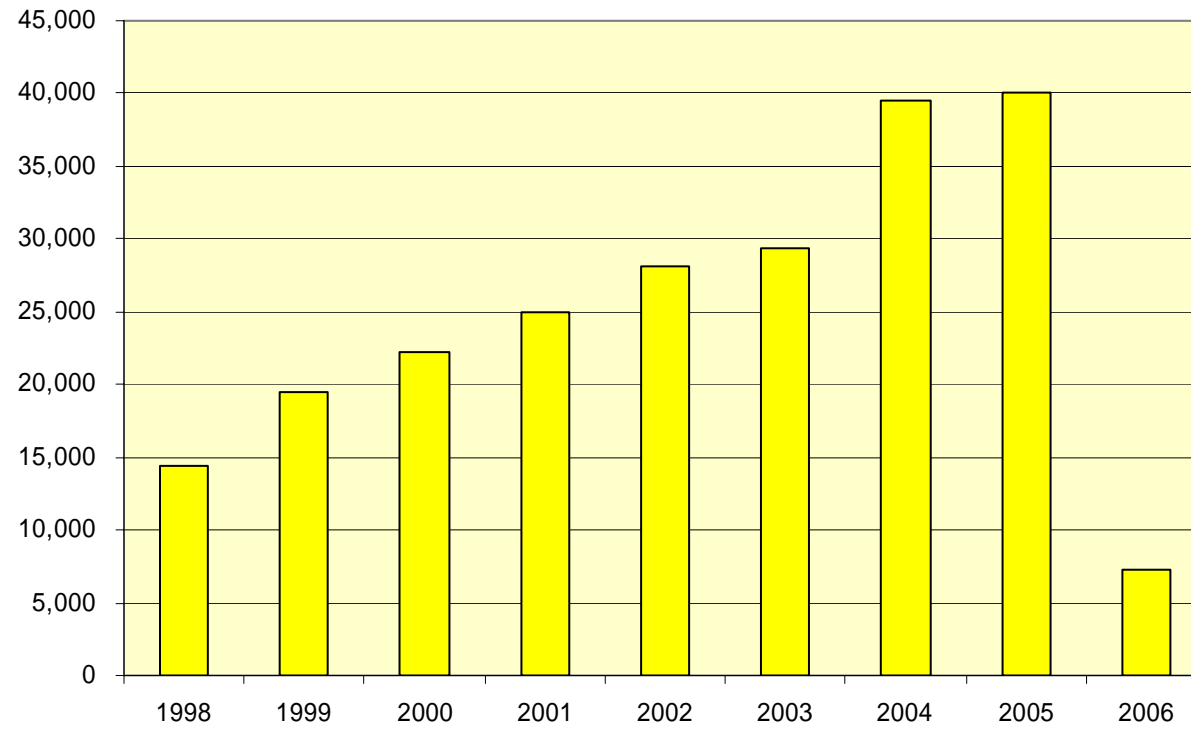
Library Division

Library Card Holders 1998-2006 1st Quarter 2006



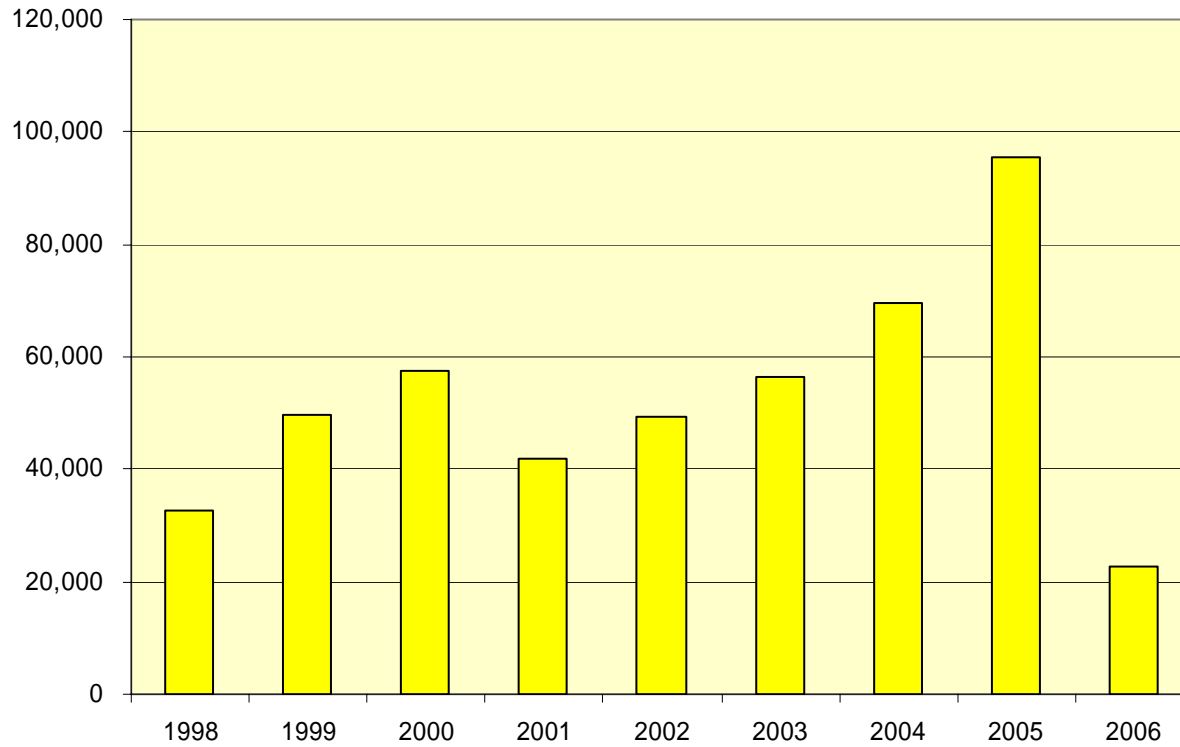
Library Division

**Library Program Attendees 1998-2006
1st Quarter 2006**



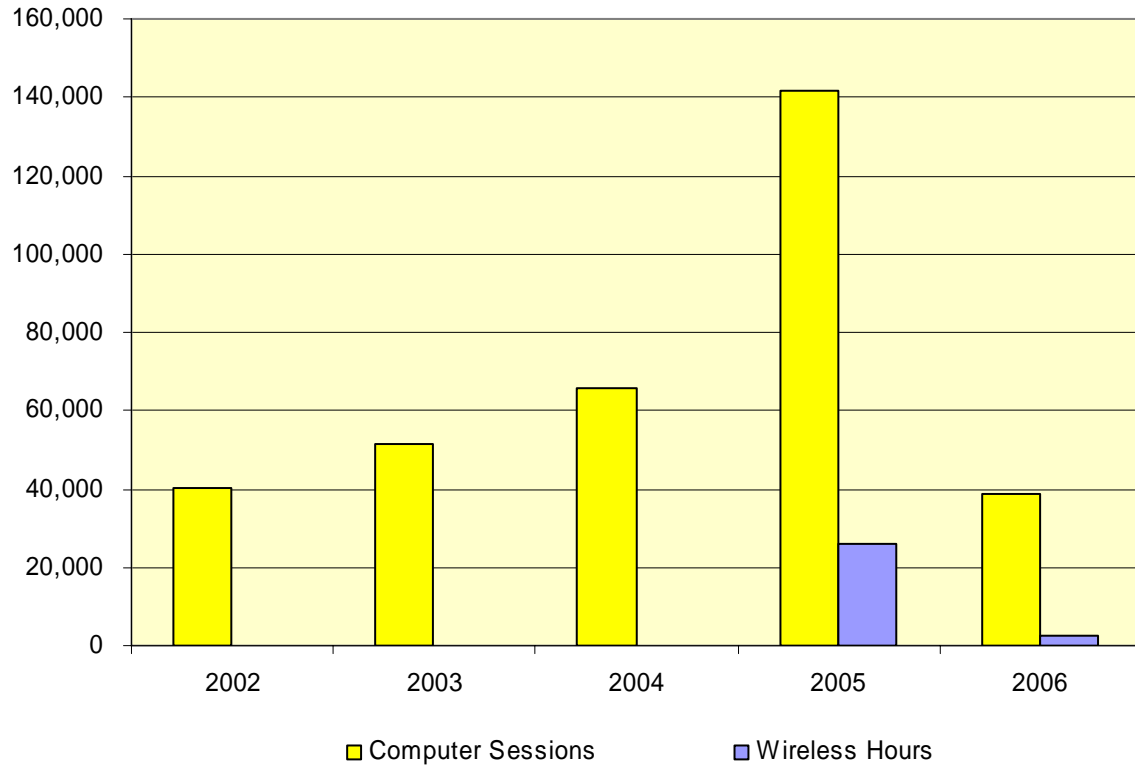
Library Division

**Library Reference Transactions 1998-2006
1st Quarter 2006**



Library Division

Computer and Wireless Usage 2002-2006 1st Quarter 2006



Finance & Internal Services Department

Steve Davis, Director

2006 Management Agenda

- 1) Strong, Diverse Local Economy
 - a) City Events, Festivals: Coordinated Program – Mechanism: A report was developed and submitted to the City Council Ordinance Review Committee. The Ordinance Review Committee is scheduled to review the report on April 27. This is the first step in the development of a coordinated program.
- 2) Planned and Managed Growth
 - a) Sewer Negotiations – Farmington and Greenland: Prepared rate alternatives to review and discuss with the Farmington negotiating team.
- 3) Service Improvements
 - a) Cost of Service Study: It is anticipated that all user fee ordinance revisions will be submitted for City Council action by the end of the third quarter 2006.
 - b) Document Imaging and Paperless Agenda: The City Clerk's office has begun utilizing the document imaging system and has initiated indexing and scanning. Please refer to the Project Accounting section of this report for additional information on this effort.
 - c) Justice Center and Public Safety Complex Direction, One Year Actions: A siting alternative report is being developed to aid in the policy discussions concerning the location of the Justice Center and Public Safety Complex. It is expected that City Council will conclude the policy discussion during the second quarter.
 - d) Fire Station #3 and #5: Architectural services have been procured for Fire Station #5 and the procurement process for Fire Station #3 is midway through. The financing package for these fire stations is expected to be completed late in the second quarter or early in the third quarter.
 - e) Budget Process and Planning Policy: A draft budget calendar is under review. The calendar anticipates presenting the 2007 Annual Budget & Work Program to City Council for consideration in early October.
 - f) Compensation and Classification Study: A City Council Compensation Committee is in the process of gathering input from staff on a compensation policy. It is expected that the initial contract will be presented to City Council for approval in early May.
 - g) 2006 Special Census: The Census Bureau declared March 30 as Census Day and began the process of enumerating. Staff developed and implemented a public information process as well as recruited all of the enumerators in support of the Special Census.
 - h) 20 Year Master Plan for City Services Space Needs: Staff began the preliminary work for this project during the quarter.
 - i) Closed Pension Plan – Review Possible Administrator Options: An analysis is being prepared by an actuary to assist City Council and the pension boards of trustee make the best determination for pension beneficiaries and citizens.
 - j) District Court Software Upgrade: A contract award is scheduled for consideration at the May 2 City Council meeting.
- 4) Strong Partnership with the University of Arkansas
 - a) Reimbursement for City services: Work on this item is expected to begin late in the second or early in the third quarter.

Accounting & Audit

Completed the final bond issue for the WSIP that utilizes sales tax revenues to fund debt service. Developed the Festival Cost Recovery report submitted to the Ordinance Review Committee as well as prepared for the 2005 annual audit.

Billing & Collections

Web payment volume increased 85.87% over the same quarter 2005. Refunded 882 utility deposits totaling \$43,056.

Budget & Research

Staff updated project accounting information in the City's financial system, published the adopted 2006 Annual Budget & Work Program and the 2006-2010 Capital Improvements Program, began work on the 2007 Budget Prep Manual.

Purchasing

Purchase order activity increased from 642 to 727 and purchasing card activity increased from 1,554 to 1,927 transactions.

Accounting & Audit Division

Accounting & Audit Performance Measures	Actual Year-to-Date 2005	Budgeted Year-to-Date 2006	Actual Year-to-Date 2006
External Audit and CAFR	1	1	1
Funds/Account Groups Maintained	29	27	27
Financial Statements/Ledgers	7	7	7
Bond Issues/Capital Leases Outstanding	10	9	10
Payrolls Prepared	14	13	15
Pension Distributions Processed	3	3	3
% Audits Completed on Time	100%	100%	100%
Time	100%	100%	100%
% of Payroll & Pension Checks Processed on Time	100%	100%	100%
% Forms W-2 & 1099 Distributed on Time	100%	100%	100%
% Government Reports Filed on Time	100%	100%	100%
CAFR Awards Received	0	0	0

Revenues	Actual Year-to-Date 2005	Actual Year-to-Date 2006	% Change
1% Advertising & Promotion HMR Tax	451,338	491,927	8.99%
1% Parks Development HMR Tax	451,338	491,927	8.99%
1% County Tax	2,680,794	2,854,491	6.48%
1% City Tax	3,775,927	3,989,518	5.66%
3/4% City Tax – Wastewater System Improvement Project	2,831,929	2,992,036	5.65%
State Turnback	751,251	912,064	21.41%

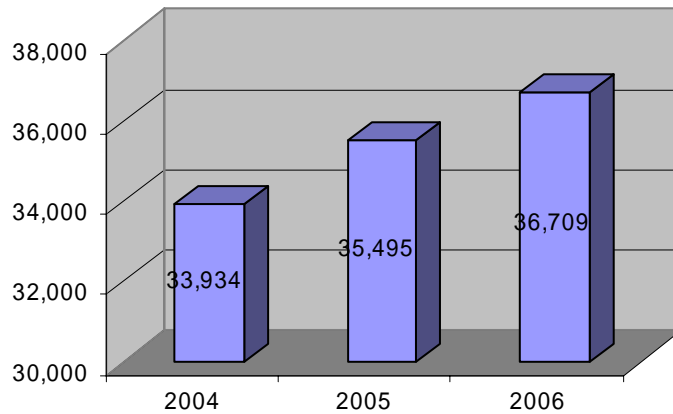
Note: These numbers are preliminary and subject to adjustments

Accounting & Audit Performance Measures	Actual 1st. Qtr. 2005	Actual 1st. Qtr. 2006	Actual Year-to-Date 2005	Actual Year-to-Date 2006
# of Checks Written	7,627	7,119	7,627	7,119
Amount of Checks Written	17,657,367	17,345,549	17,657,367	17,345,549
Amount of Receipts Issued	22,956,415	22,804,509	22,956,415	22,804,509

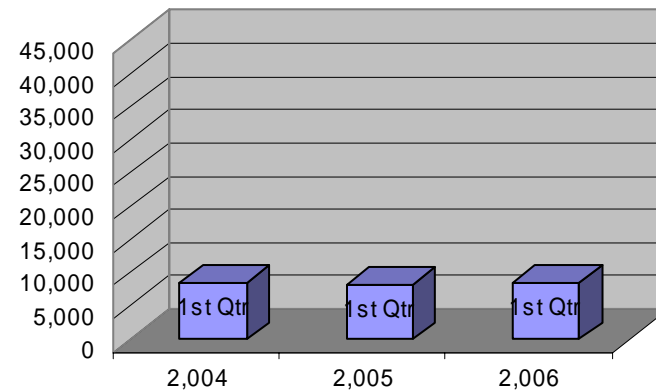
Billing & Collections Division

Billing & Collections Performance Measures	Actual Year-to-Date 2005	Budgeted Year-to-Date 2006	Actual Year-to-Date 2006
Total Accounts	35,495	36,618	36,709
Active Accounts	32,692	33,660	33,740
Inactive Accounts	2,803	2,958	2,969
Utility Bills Processed	100,465	103,250	103,010
Total Service Orders	8,236	10,275	8,470
New Accounts Added	289	300	328
On/Off Orders Processed	7,715	9,975	8,058
Internal Orders Processed	232	0	84
Total Cash Receipts Processed	115,579	111,875	118,490
Utility Payments Processed	97,039	93,750	97,889
Utility Deposits Processed	1,922	2,250	1,865
Other Cash Receipts Processed	16,618	15,875	18,736

Total Accounts

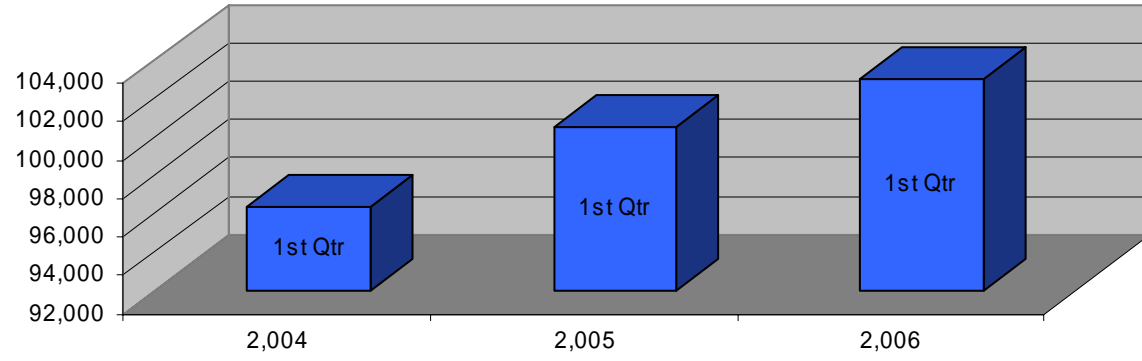


Total Service Orders Processed

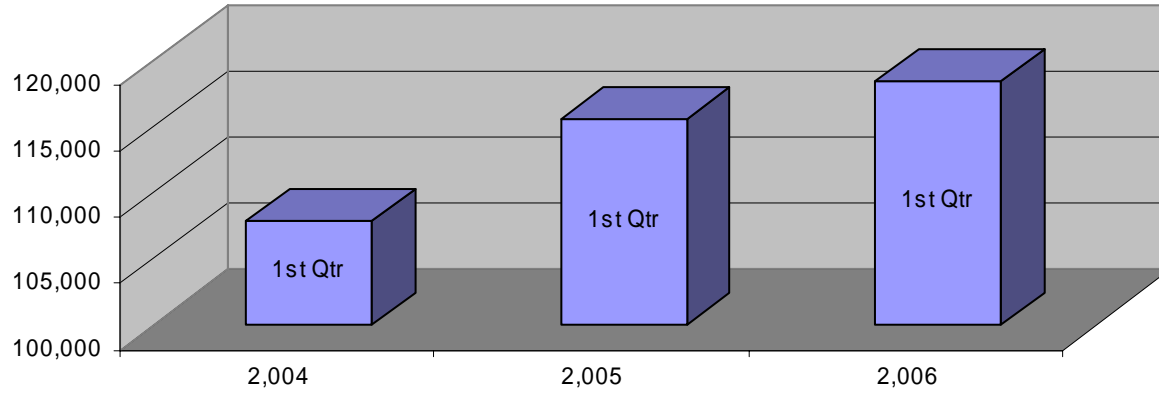


Billing & Collections Division

Utility Bills Processed

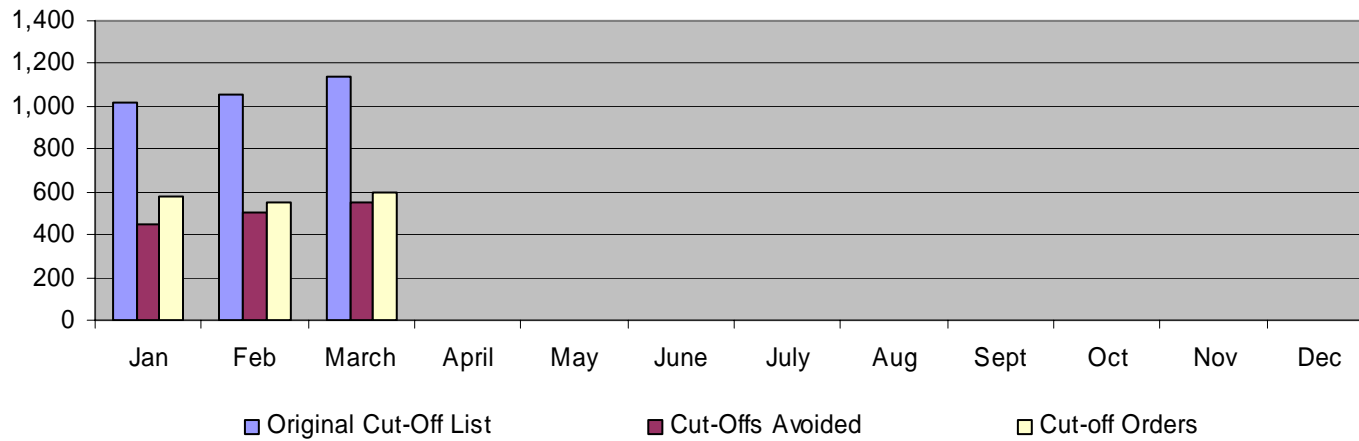


Total Cash Receipts Processed

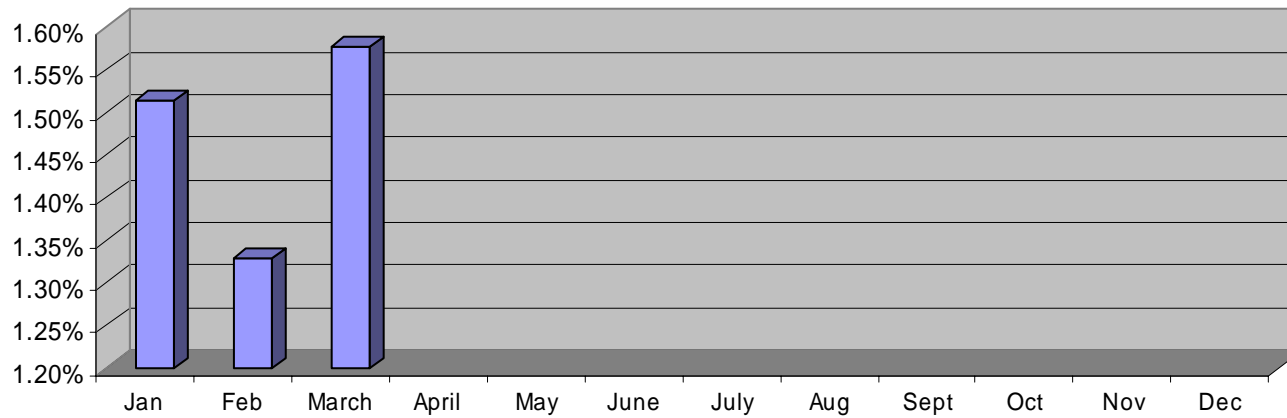


Billing & Collections Division

2006 Cut-Offs by Month



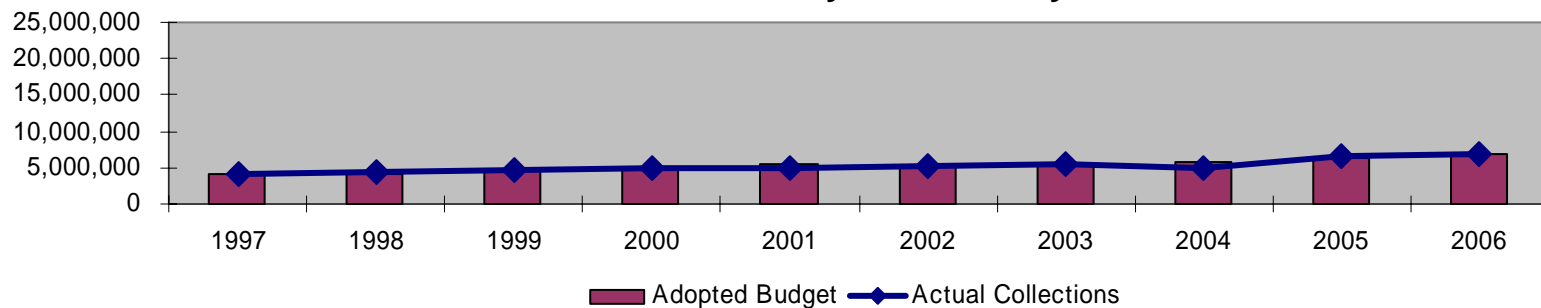
Percent of Customers Cut-Off



Budget & Research Division

Budget & Research Performance Measures	Actual Year-to-Date 2005	Budgeted Year-to-Date 2006	Actual Year-to-Date 2006
Budget Submissions Reviewed	0	0	0
CIP Projects Reviewed	0	0	0
Programs Reviewed : Budget to Actual-Monthly	107	109	112
Special Projects & Studies	4	2	2
Budget Adjustments/Line Items Processed	58 / 754	90 / 800	82 / 976
Capital Projects Monitored	178	180	162
Funds Reviewed	25	25	28
Annual Budget Completed	0	0	0
CIP Annual Update Completed	0	0	0
% of Time for Special Projects	25	20	20
% of Time for Capital Projects	25	25	30
GFOA Distinguished Budget Award	0	0	0
% of Actual Revenue Received Over Adopted Budget	3.00%	0.00%	2.75%
Year-to-Date Percent of Growth over Prior Year for City Sales Tax Collections	9.720%	6.000%	6.000%

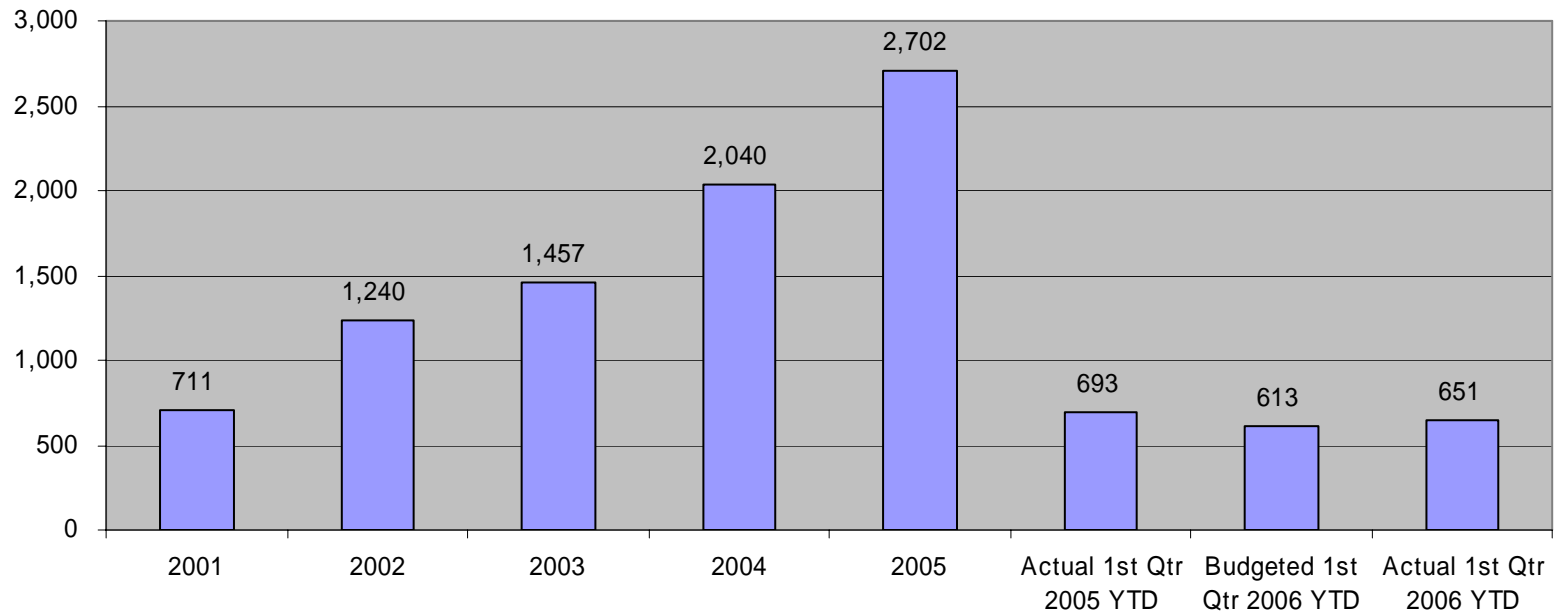
2006 Year-to-Date Adopted Budgeted Revenues Compared to Actual Collections for the City and County Sales Taxes



Information Technology Division

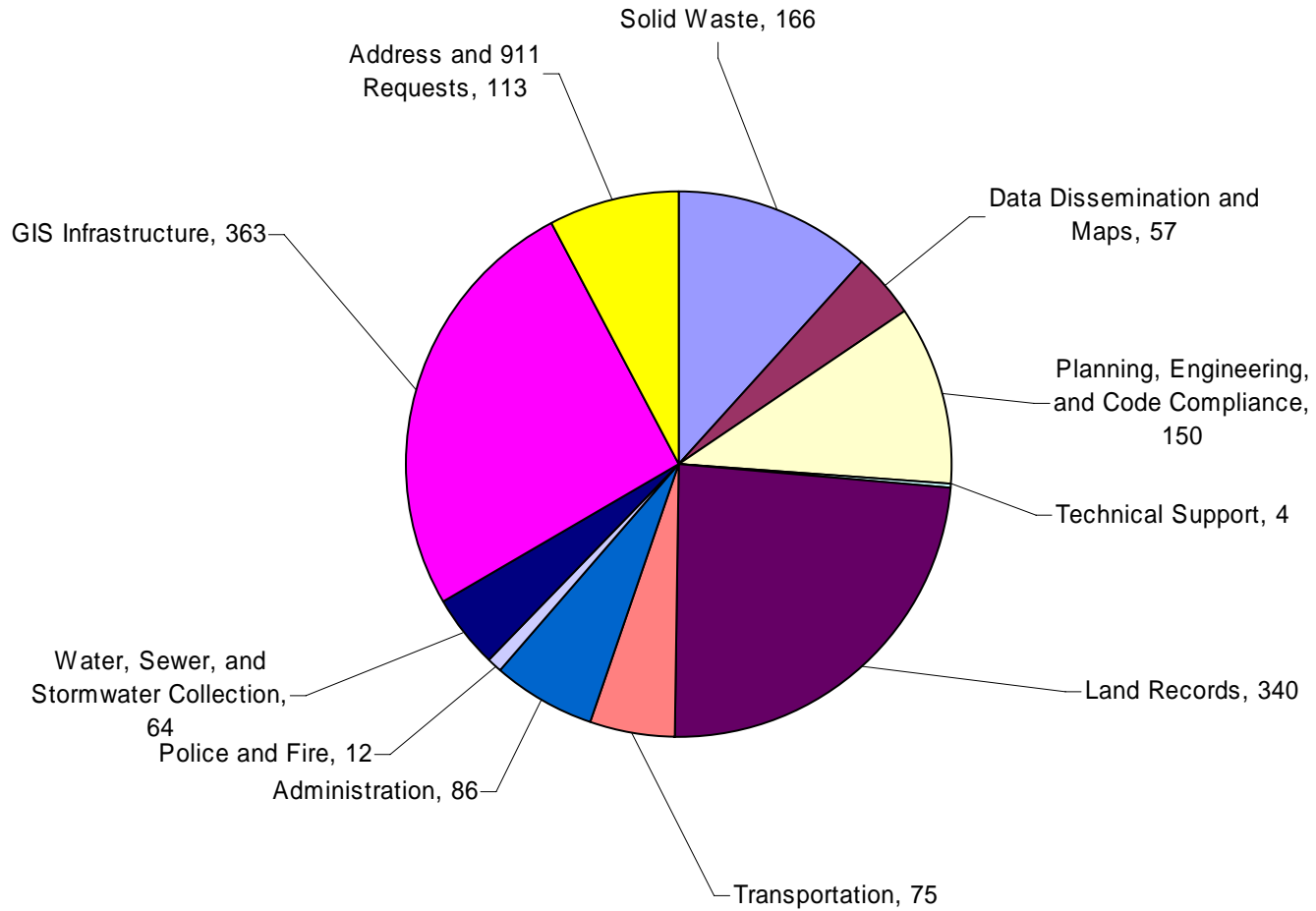
Information Technology Performance Measures	Actual Year-to-Date 2005	Budgeted Year-to-Date 2006	Actual Year-to-Date 2006
Project Requests/Staff Hours - Minicomputer	114 / 756	138 / 875	152 / 945
Project Requests/Staff Hours - PC Support	265 / 622	300 / 725	229 / 828
Project Requests/Staff Hours - Network	186 / 780	175 / 875	168 / 1/303
GIS Requests/Staff Hours - GIS	128 / 2,303	113 / 2500	102 / 3/109
Training Sessions/Staff Hours	19 / 208	10 / 44	20 / 13
Routine Systems Support Hours	549	775	740

IT Help Desk Requests



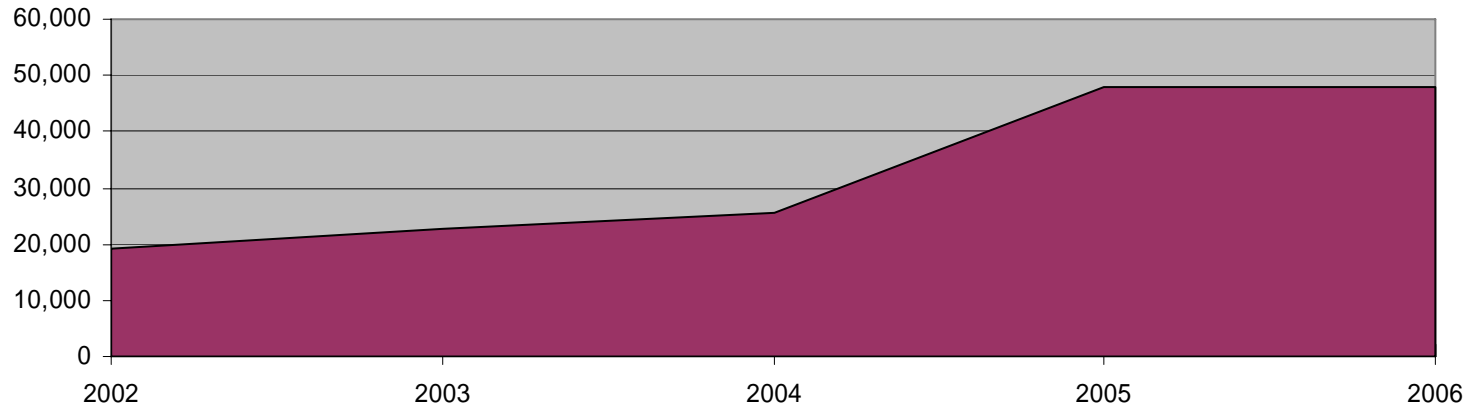
Information Technology Division

GIS Hours by Request Type

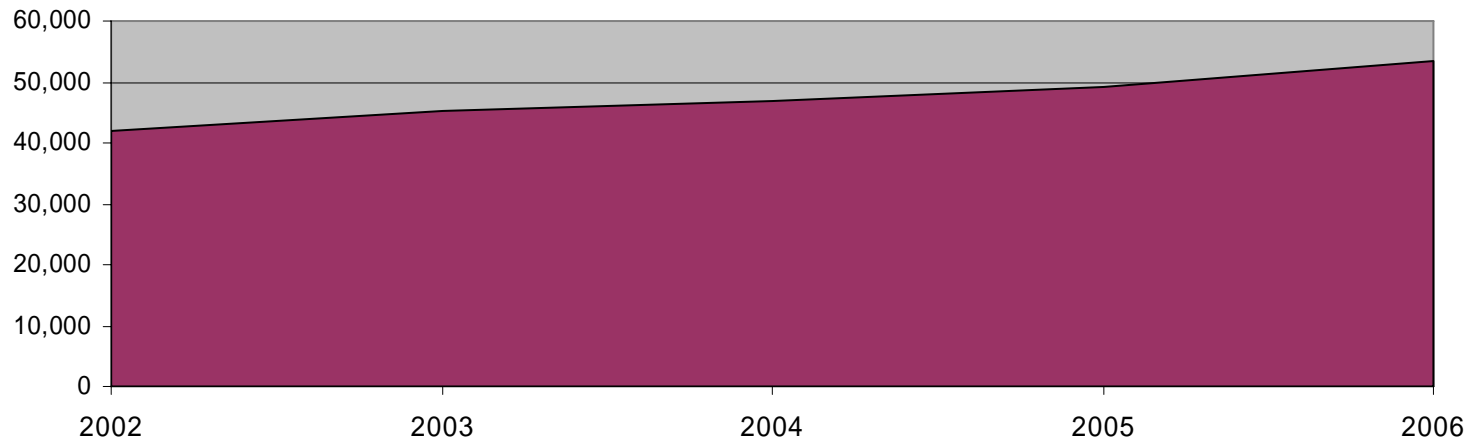


Information Technology Division

Municipal Management System (Hansen) Assets Maintained



Addresses Maintained

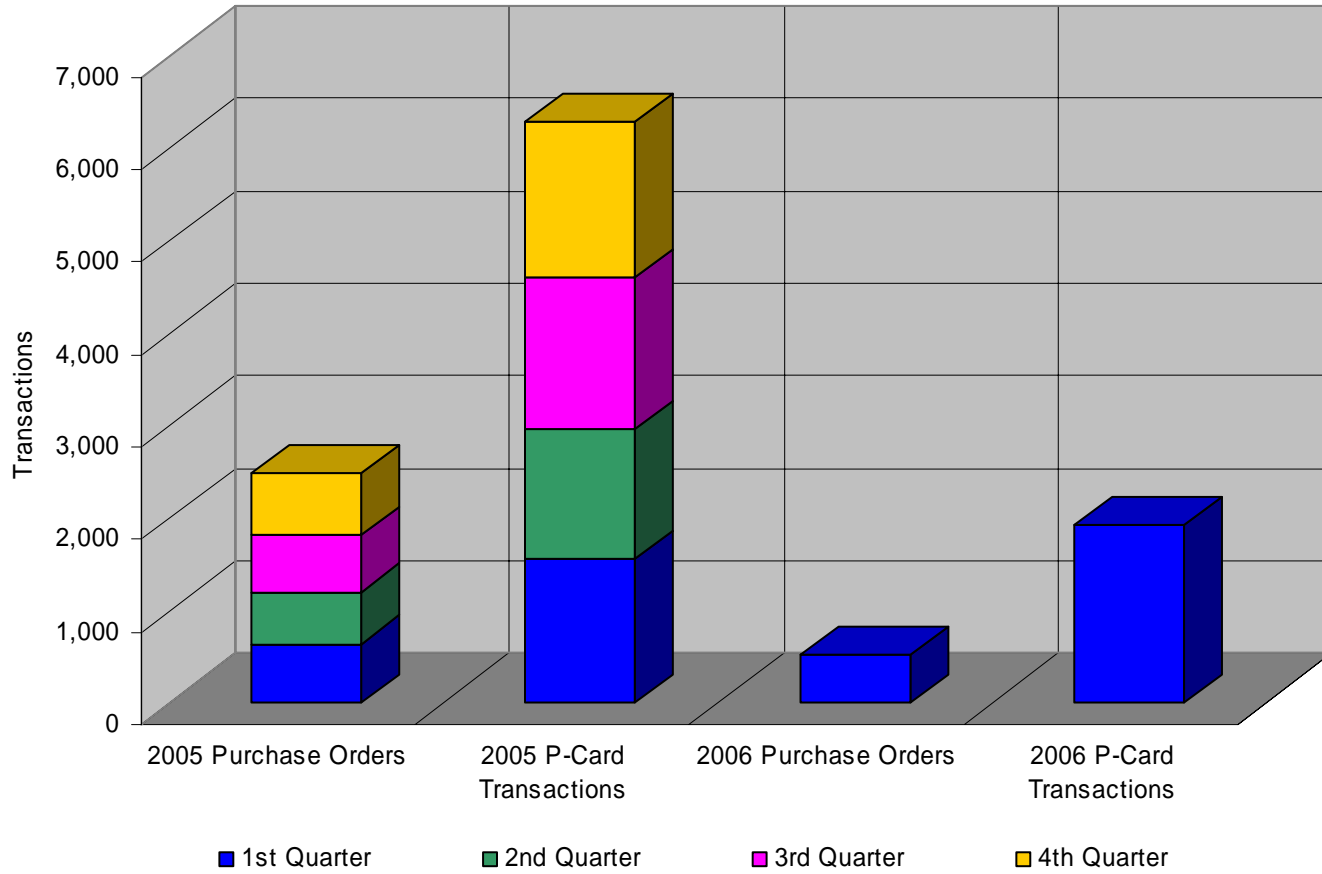


Purchasing Division

Purchasing Performance Measures	Actual Year-to-Date 2005	Budgeted Year-to-Date 2006	Actual Year-to-Date 2006
Formal Bids/Requests for Proposals Requested	29	33	42
Purchase Orders Issued	670	500	525
Purchase Orders Issued Amount	\$ 5,812,187	\$ 5,000,000	\$ 10,942,381
Insurance Claims Processed	28	25	26
Value of Assets Insured	\$ 161,569,826	\$ 165,000,000	\$ 167,031,550
Purchasing Card Transactions	1,254	2,500	1,927
Purchasing Card Charges	\$ 305,590	\$ 500,000	\$ 392,701
Formal Bids/Requests for Proposals Awarded	35	31	35
Value of Assets Lost to Accidents	\$ 2,200	\$ 2,500	\$ 2,529
Bid Request to Bid Opening - Days	20	20	24
Purchase Request to Purchase Order - Days	3.00	4.00	3.80
Dollar Differential between Average Bid Received and Award	\$ 2,267,207	\$ 750,000	\$ 3,281,383
Average Number of Bidders per Bid	2.79	3.00	4.00

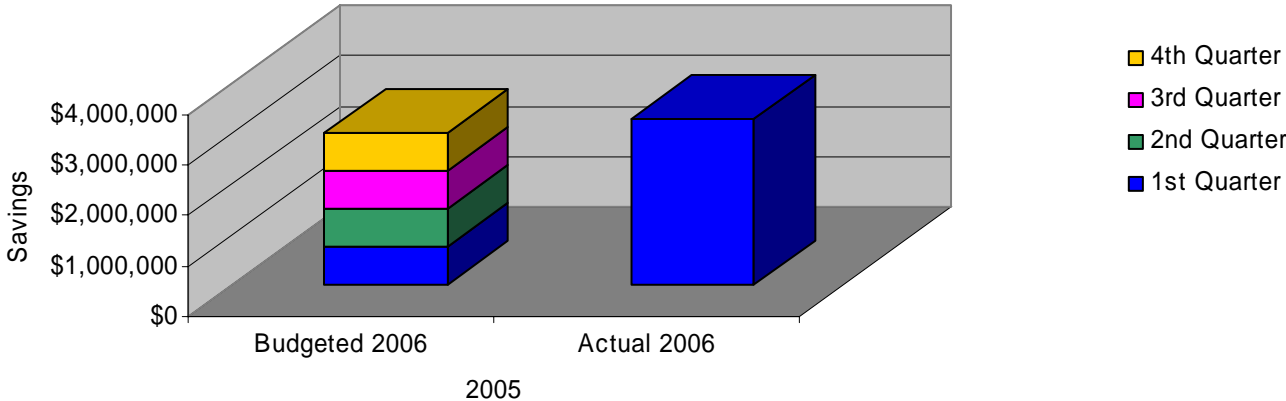
Purchasing Division

Increased Usage of P-Cards

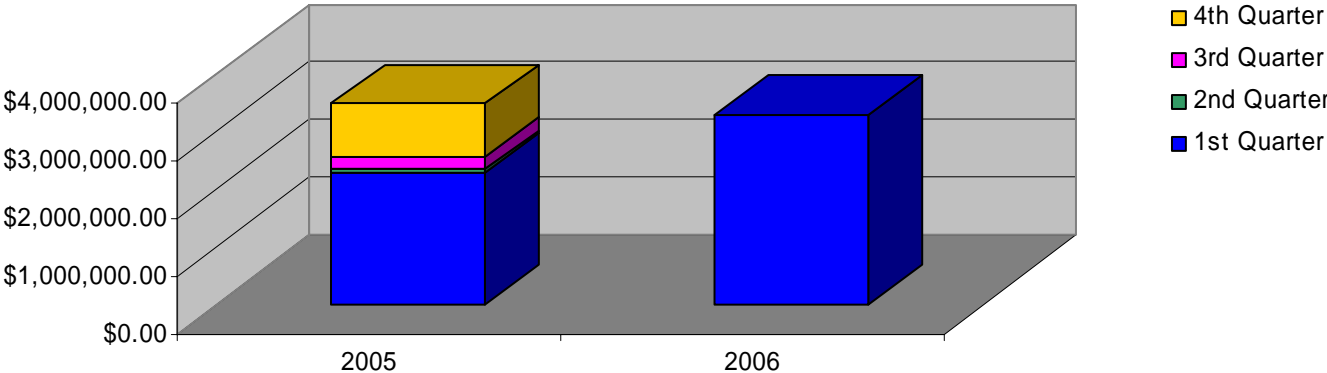


Purchasing Division

Difference Between Low Bid & Average of Other Bids Received



Bid Cost Savings - 2005 vs. 2006



Fire Department

Tony Johnson, Fire Chief

2006 Management Agenda

- 1) Service Improvements 2005-2006
 - a) Justice Center and Public Safety Complex Direction, One Year Actions: The space study is complete but further analysis is necessary to determine the most feasible options for building design which will include plans for a new fire station #3. RFQ 06-04 has been sent to three architectural firms for their proposed rendering. This new station constitutes expanded fire and emergency service for the southeast quadrant of the City.
 - b) Fire Station 5 Relocation: The project of constructing a new fire station at Crossover and Old Wire Roads, which will replace the current facility located at 833 North Crossover Road, has cleared the preliminary steps of Technical Platt Review, Subdivision Committee, and the Planning Commission. The project is on schedule and, barring any delays, the groundbreaking will be early in the second quarter.
 - c) Washington County Ambulance Committee: Participated in a county wide effort to study the future of ambulance service in the Northwest Arkansas region. A consultant was hired to perform a study and provide a recommendation for how ambulance service should be structured in the future. The recommended structure that will provide the most efficient response and maintain financial stability was that of a public utility model. An implementation plan is being developed and will be communicated to all local governments.
- 2) Planned and Managed Growth
 - a) Impact Fees - Roads, Fire, and Police: A 15 year Fire Station Concept and Deployment Study has been developed and presented to the Mayor and City Council. This document will be used as the plan for utilizing impact fees once approval is received.

Fire Operations

New Compressor and Cascade System: The new system for filling breathing air bottles has been installed and fully implemented into emergency service operations.

Emergency Preparedness: Participated in the Benton/Washington County Emergency preparedness drill at Bud Walton Arena. Twenty-five firefighters were committed to the exercise, which measured the region's ability to provide emergency service at a large scale multi-agency incident.

Fire Department

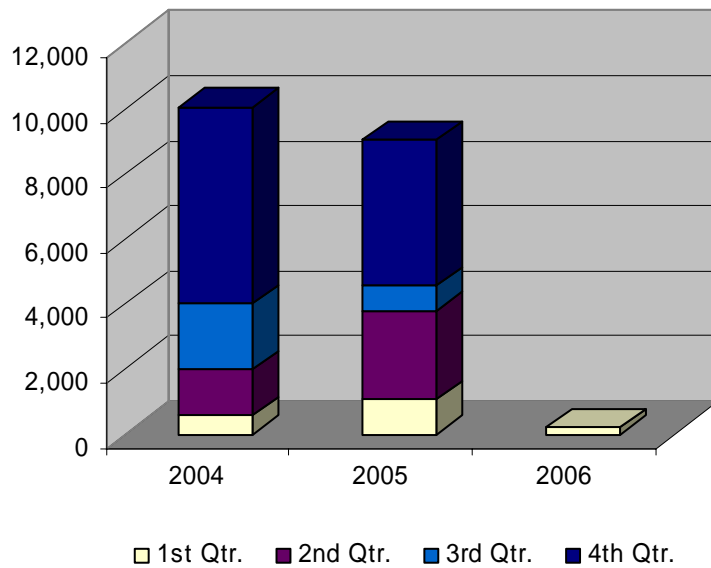
EDUCATIONAL CONTACTS

Year	1st Qtr.	2nd Qtr.	3rd Qtr.	4th Qtr.
2004	563	1,412	2,043	6,040
2005	1,059	2,737	754	4,485
2006	193			

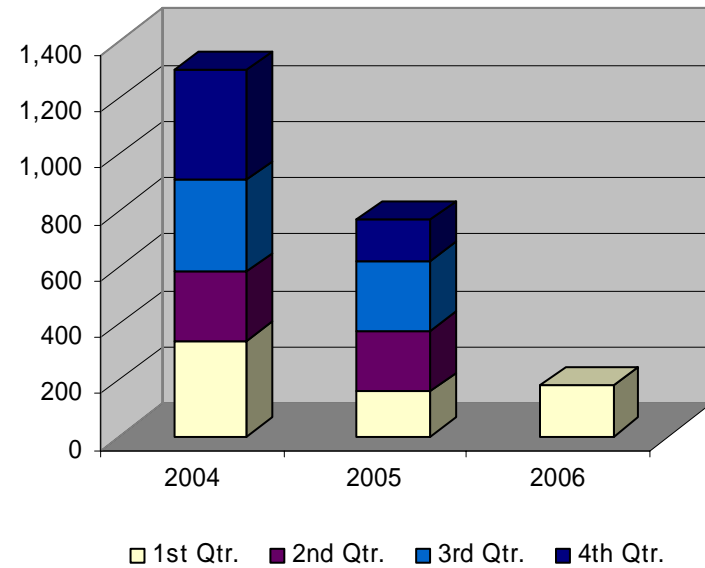
FIRE CODE COMPLIANCE INSPECTIONS

Year	1st Qtr.	2nd Qtr.	3rd Qtr.	4th Qtr.
2004	339	246	323	391
2005	158	218	246	145
2006	178			

Educational Contacts



Pre-Fire Inspections



Fire Department

ANNUAL CALLS FOR SERVICE

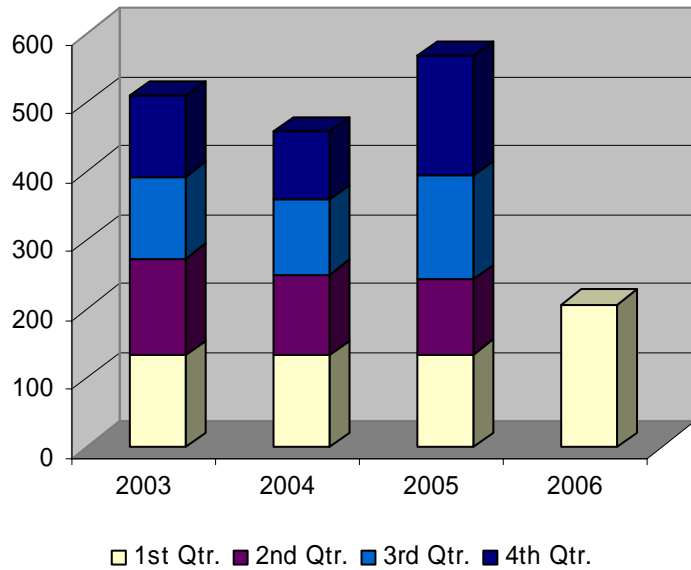
Fire Responses

Year	1st Qtr.	2nd Qtr.	3rd Qtr.	4th Qtr.
2003	133	141	119	116
2004	133	118	108	98
2005	135	109	150	174
2006	207			

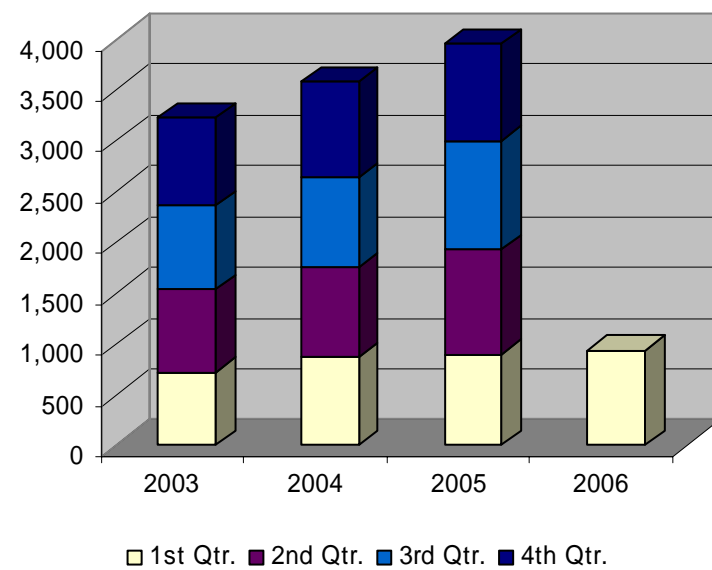
EMS Responses

Year	1st Qtr.	2nd Qtr.	3rd Qtr.	4th Qtr.
2003	725	812	832	864
2004	867	893	878	944
2005	898	1,028	1,079	950
2006	938			

Fire Responses



EMS Responses



Fire Department

ANNUAL CALLS FOR SERVICE

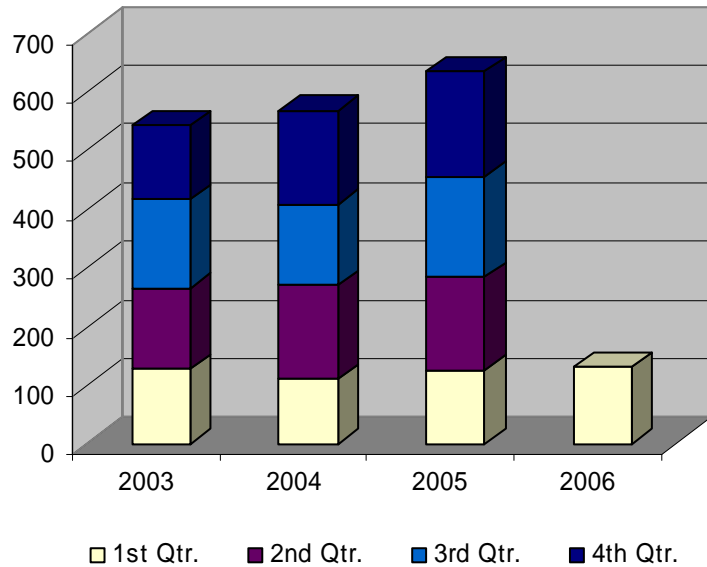
Rescue Responses

Year	1st Qtr.	2nd Qtr.	3rd Qtr.	4th Qtr.
2003	128	136	152	126
2004	111	159	137	161
2005	126	158	171	179
2006	131			

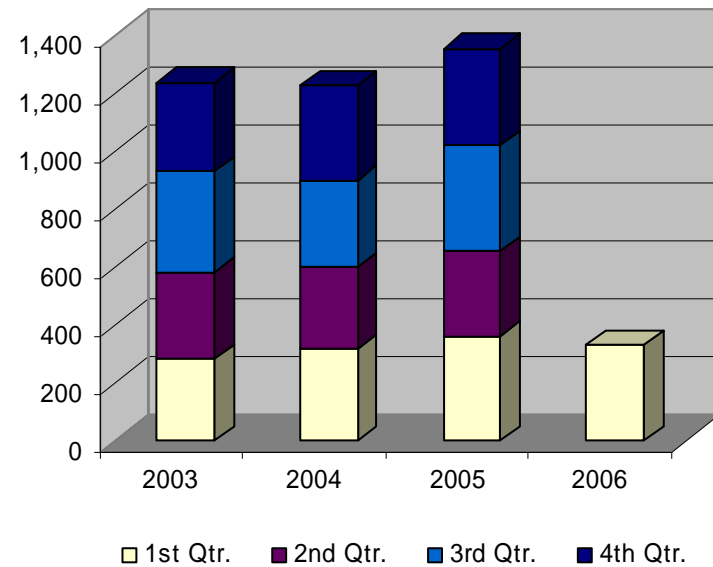
Other Responses

Year	1st Qtr.	2nd Qtr.	3rd Qtr.	4th Qtr.
2003	282	301	348	307
2004	317	282	301	326
2005	362	293	367	333
2006	331			

Rescue Responses



Other Responses



Operations Department

Gary Dumas, Director

Management Agenda

- 1) A Beautiful City - Clean and Green
 - a) Funding for Litter Prevention Program including Trash Cans: Coordination between the Police Department and the Community Resources & Code Compliance, the Transportation, and the Solid Waste & Recycling divisions continues. Additionally, the Police Department, working with the County Sheriff, has coordinated a program to secure a set number of work-release inmates for assistance in litter pick-up.
- 2) Improved Mobility and Street Quality
 - a) Traffic Calming for Neighborhoods - Priority and Funding: Staff has installed several speed tables this quarter and is continuing to work with neighborhood groups to test the need for additional speed tables.
 - b) Huntsville Road/Fifteenth Street/Happy Hollow Road - Project Direction, Funding: The Huntsville Road/Fifteenth Street/Happy Hollow Road Improvements is underway.
 - c) Street Bond Program: Staff and the Fayetteville City Council Street Committee are continuing to refine the Street Bond Program that is tentatively scheduled for voter approval in the third quarter.
- 3) Service Improvements
 - a) Wastewater System Improvement Project: The construction of the new West Side Wastewater Treatment Plant (WWTP), upgrade of the existing Noland WWTP, and construction of 30 miles of large diameter interceptor pipelines to transport flows to the plant is well underway. This project will eliminate over 50 sewer overflows system wide on an average year.

Building Safety

The number of building permits issued to date is at 292, with a value of \$64,648,332.

Parking Enforcement & Telecommunications

New parking structure in the Dickson Street area and pay parking discussions - Negotiations are underway with the University Baptist Church concerning the purchase of their property south of Lafayette Street for use as a public parking structure. This purchase and structure would be financed by parking revenues.

Parks & Recreation

America in Bloom - Preparation is underway for the 2006 America in Bloom competition. The judges are scheduled to evaluate the City on May 22 and 23.

Red, White and Boom 4th of July Celebration was awarded a 2005 Program of the Year award by the Arkansas Parks and Recreation Association at their annual meeting held in March.

Solid Waste and Recycling

Residential and Commercial Service - A new contract was awarded to Indian Nation Investments to operate the City's solid waste transfer station and to haul and dispose of the City's solid waste. This new operator will begin service in late September 2006 and save the residents approximately \$300,000 per year.

Ward Clean ups - Three ward clean ups were conducted in the first quarter to dispose of large bulky items from residents. The clean ups have yielded 108.29 tons of trash, 50.50 tons of scrap metal, and 6.15 tons of e-waste for recycling. The e-waste program is new this year in advance of a 2008 ban of electronics in Arkansas landfills.

Transportation

Trail Construction - Combs Park Trail was completed from Morningside Drive to Armstrong Avenue and Crowne Trail construction was started and is approximately 60% complete.

Current Planning

Commercial Development - Projects with approximately 638,765 square feet of non-residential space (commercial, industrial, institutional and office) have been processed and approved by the Planning Commission in the first quarter, which represents 70% of the 2005 total non-residential space approved, a significant increase.

Fleet Operations

Light Duty Vehicle Replacements - Contracts were awarded to six Arkansas dealerships for the replacement of 30 pickup trucks, sedans, and compact SUV's. This award is approximately half of the annual replacements required to keep the City's 525-unit fleet current. The total contracts were 14% under budget.

Human Resources

Pay Plan Update - A 3.5% across the board COLA was approved by City Council retroactive to 1-2-06. Police, Fire, and General Employee pay scales were updated to reflect this increase.

Red, White and Boom 4th of July Celebration was awarded a 2005 Program of the Year award by the Arkansas Parks and Recreation Association at their annual meeting held in March.

Solid Waste and Recycling

Residential and Commercial Service - A new contract was awarded to Indian Nation Investments to operate the City's solid waste transfer station and to haul and dispose of the City's solid waste. This new operator will begin service in late September 2006 and save the residents approximately \$300,000 per year.

Ward Clean ups - Three ward clean ups were conducted in the first quarter to dispose of large bulky items from residents. The clean ups have yielded 108.29 tons of trash, 50.50 tons of scrap metal, and 6.15 tons of e-waste for recycling. The e-waste program is new this year in advance of a 2008 ban of electronics in Arkansas landfills.

Transportation

Trail Construction - Combs Park Trail was completed from Morningside Drive to Armstrong Avenue and Crowne Trail construction was started and is approximately 60% complete.

Current Planning

Commercial Development - Projects with approximately 638,765 square feet of non-residential space (commercial, industrial, institutional and office) have been processed and approved by the Planning Commission in the first quarter, which represents 70% of the 2005 total non-residential space approved, a significant increase.

Fleet Operations

Light Duty Vehicle Replacements - Contracts were awarded to six Arkansas dealerships for the replacement of 30 pickup trucks, sedans, and compact SUV's. This award is approximately half of the annual replacements required to keep the City's 525-unit fleet current. The total contracts were 14% under budget.

Human Resources

Pay Plan Update - A 3.5% across the board COLA was approved by City Council retroactive to 1-2-06. Police, Fire, and General Employee pay scales were updated to reflect this increase.

Replaced 64 manual read meters that were due for scheduled maintenance or had malfunctioned and removed 28 water meters reported to be inactive and no longer needed, inspected 153 backflow preventer installations, and assigned 303 utility account numbers and location codes.

The over time within the meter division for the fourth quarter of 2005 was 1,247.75 and the overtime for the first quarter of 2006 was 1,152.50. This is a savings of 95.25 hours over last quarter.

Water & Sewer Maintenance

Installed 870 feet of 6" and 8" sewer pipe. Locations of the improvements were Prospect and North College, Jonquil behind houses and along the street, Ash at Woodland and Jackson. T.V inspected 5.08 miles of sewer main, washed 31.88 miles of sewer main, repaired 28 sewer customer connections at the main, repaired/rebuilt 47 manholes, cleared 5,441 feet of easement for sewer maintenance, and reported 49 sewer over flows.

Installed 2,439 feet of 6" through 12" water mains. Locations of the improvements were Jackson, Happy Hollow, and West streets. Installed four new fire hydrants and repaired/replaced an additional 14 hydrants within the water system. Repaired 210 leaks ranging from 3/4" to 24" water mains and provided customer service in the form of locates to 1,967 persons.

Overtime for the fourth quarter of 2005 was 2289.62 hours and the first quarter of 2006 was 2127.00. The reduction of 162.62 hours is due to the increased efficiency of the division and the filling of open positions.

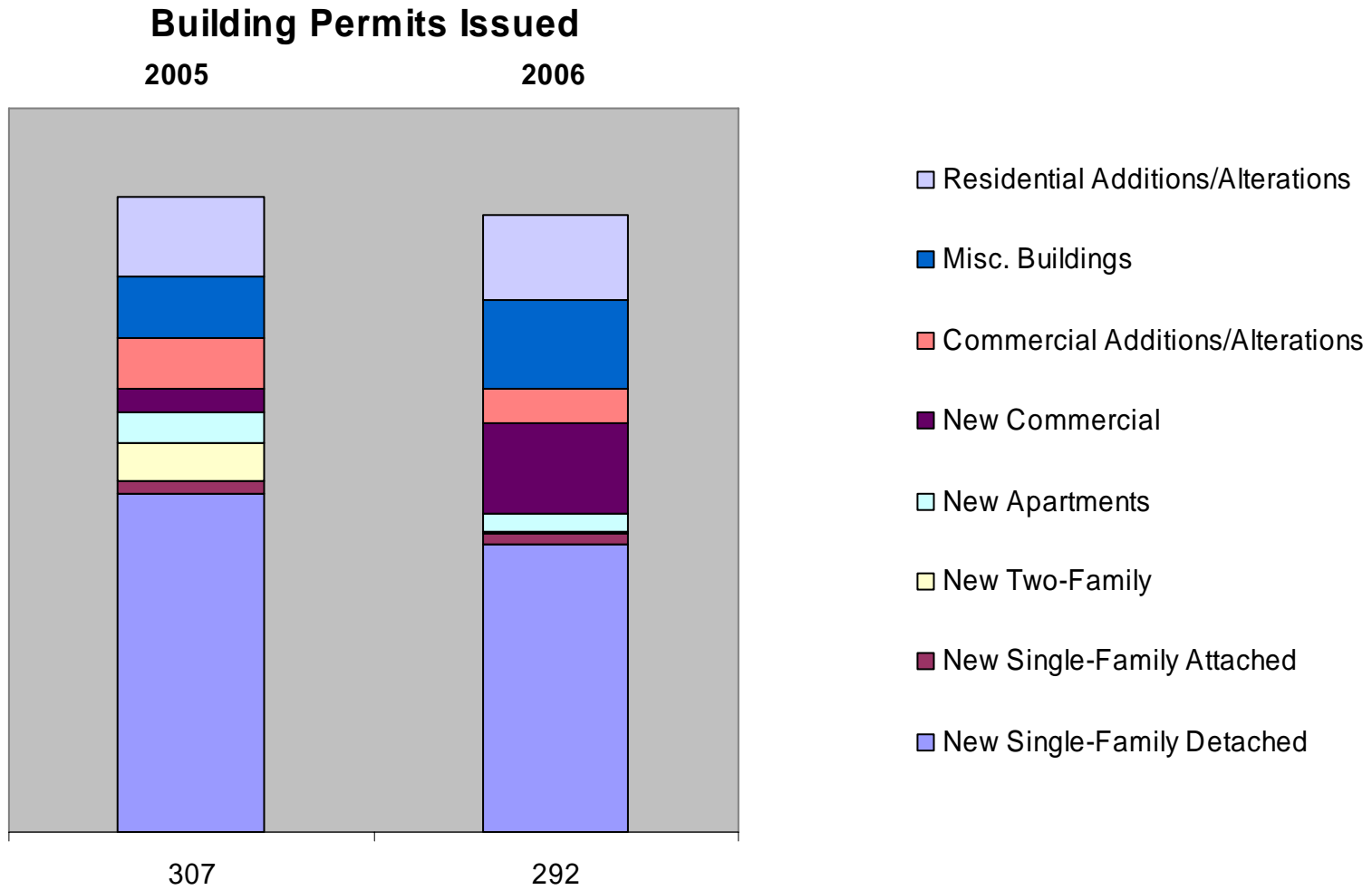
Wastewater Treatment Plant

From January to March, the WWTP continued to produce final effluent far better than the NPDES permit limits required. The overall compliance record of the facility has reached 188 out of the last 193 months.

The Paul R. Noland Wastewater Treatment Plant passed the annual compliance inspection, which was conducted by ADEQ and EPA in February. OMI also conducted an internal audit on the industrial pretreatment program in January. There were no findings reported from the audit.

OMI continues to provide assistance to the Wastewater System Improvement Project. In preparation for the construction at the West Side Wastewater Treatment Plant, OMI staff worked with Ozark Electric to install electrical service to the construction site; ordered fuel tanks and set up an account with Mid-South Sales for fuel for the contractor; and met with RJN and MWY Engineering to finalize the data communication plan between West Side WWTP and the Hamestring Lift Station.

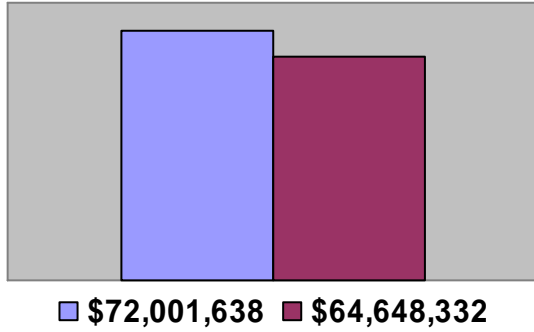
Building Safety Division



Building Safety Division

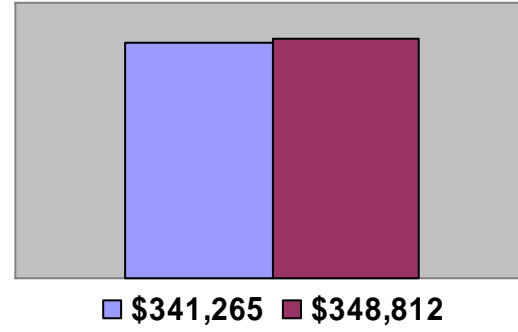
Building Valuations

2005 2006



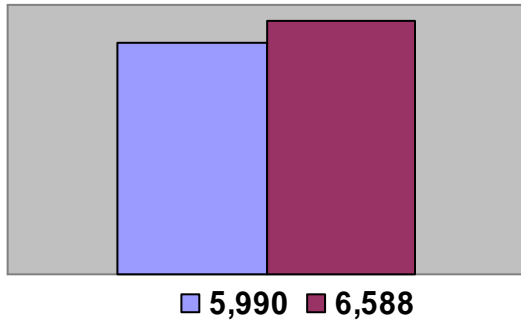
Fees Collected

2005 2006



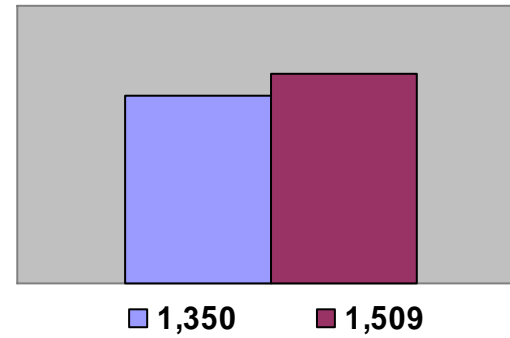
Inspections Performed

2005 2006



Total Permits Issued

2005 2006

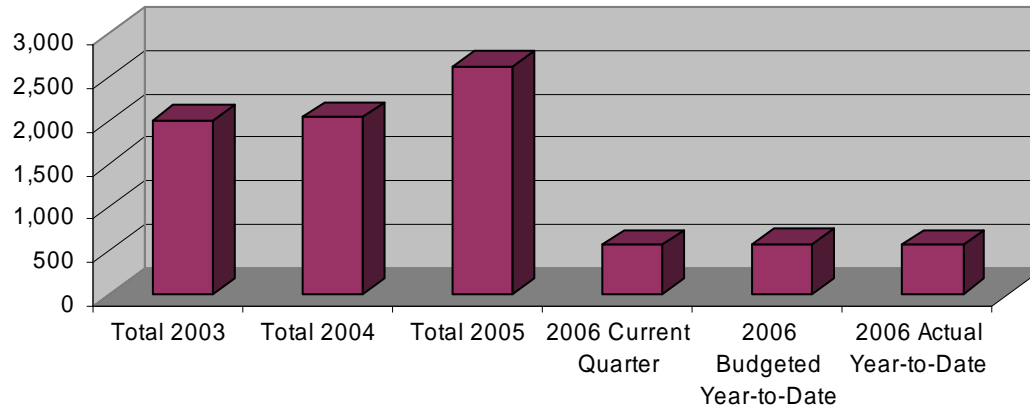


Building Services Division

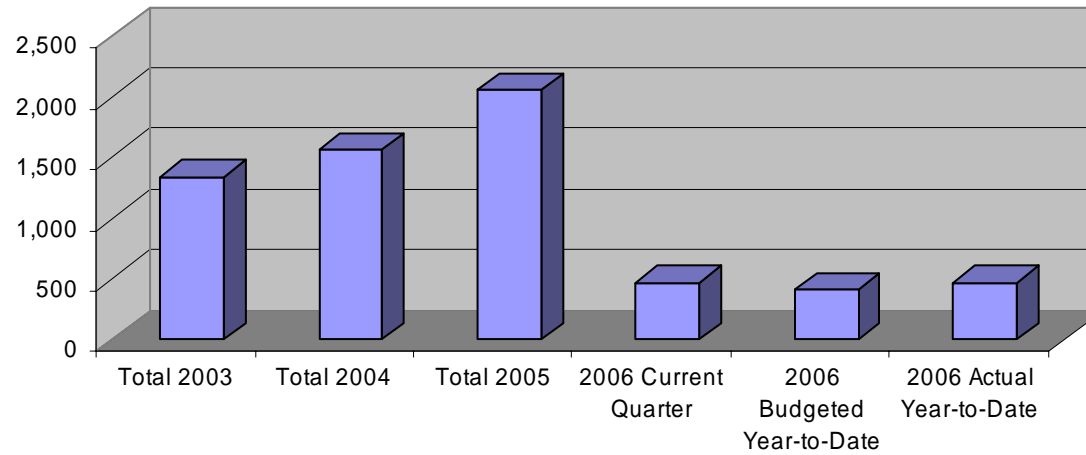
Building Services Performance Measures	Actual Year-to-Date 2005	Budgeted Year-to-Date 2006	Actual Year-to-Date 2006
City-Owned Buildings	58	62	62
Renovations > or = \$2,000	4	4	4
Asbestos Inspections	1	1	2
Service Requests - Total	545	576	568
Contracts Managed	6	8	7
Preventive Maintenance Inspections	2	4	4
City Buildings Maintained	25	27	28
Service Requests - General Maintenance	427	413	470
Service Requests - HVAC	72	94	34
Service Requests - Plumbing/Electrical	57	70	64
City Buildings Maintained - Janitorial	9	15	16
Square Footage Maintained - Janitorial	96,452	129,794	129,794
Restrooms Maintained	34	47	47
Strip/Seal/Wax Floors	1	2	2
Janitorial Cost per Square Foot	\$ 1.93	\$ 1.56	\$ 1.50
Complaints on Janitorial Service	1	1	1

Building Services Division

Total Service Requests

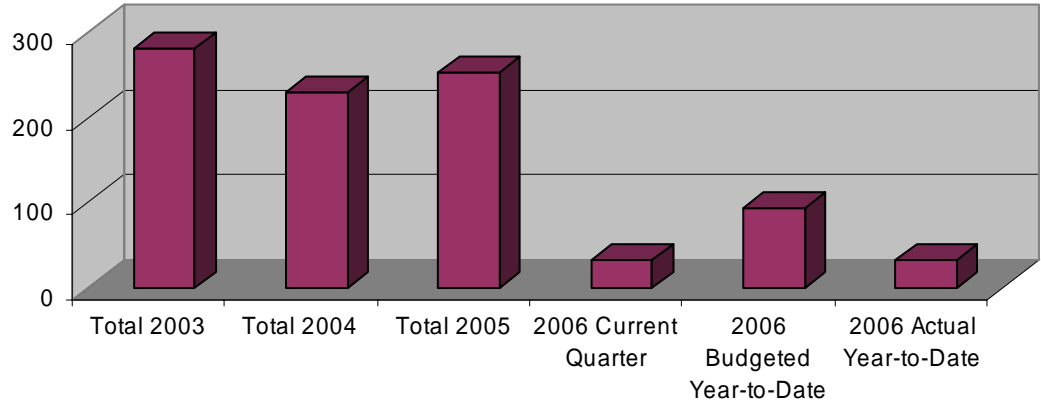


General Maintenance Service Requests

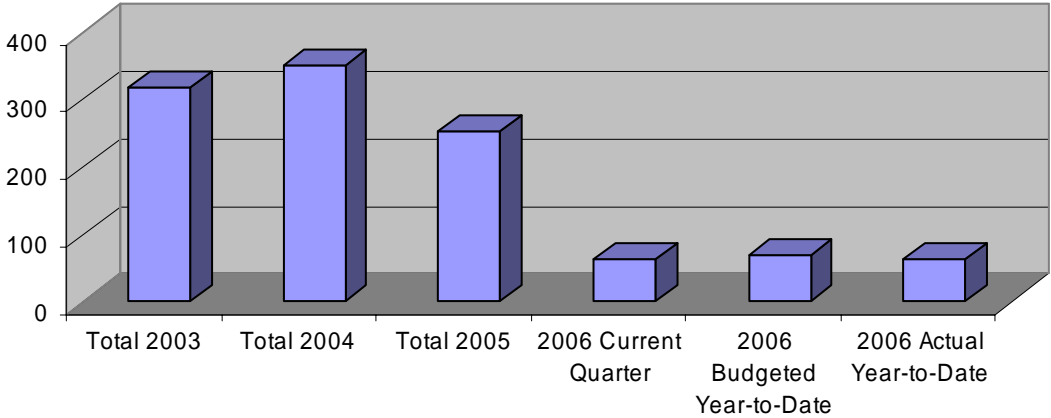


Building Services Division

HVAC Service Requests



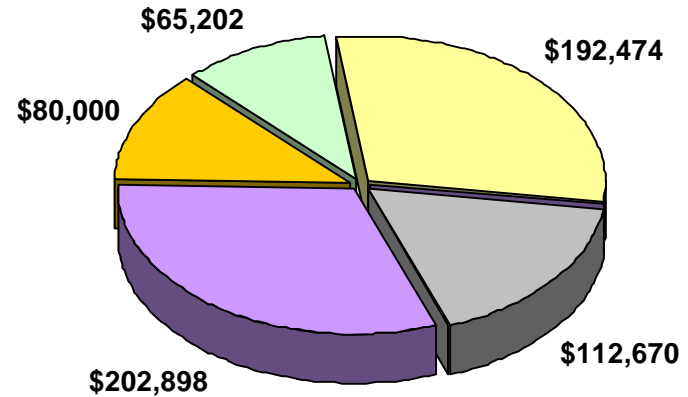
Plumbing and Electric Service Requests



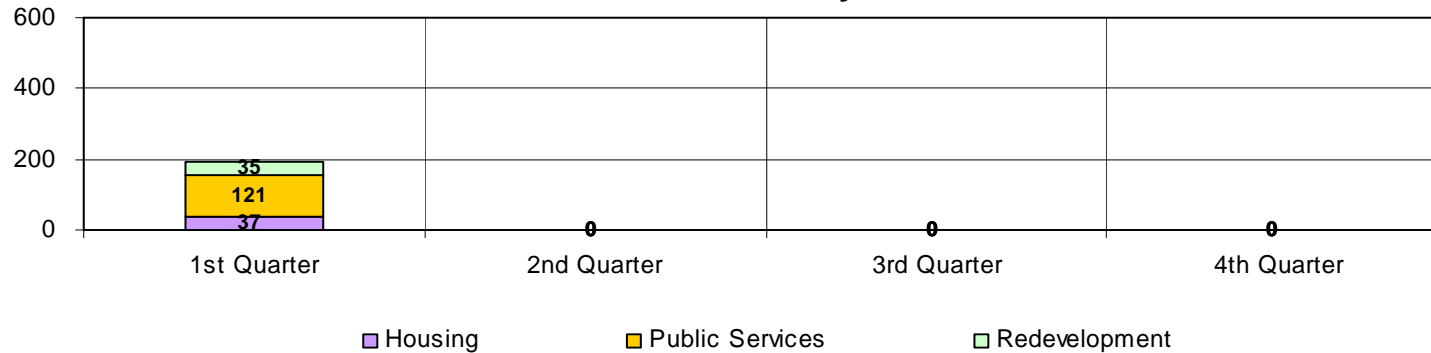
Community Resources & Code Compliance Division

**Community Development Block Grant Funding
2006 Grant Amount \$653,244**

Public Facilities	\$202,898
Public Housing Authority	\$26,300
Public Housing Authority	\$76,598
Seven Hills Center	\$100,000
Public Services	\$80,000
Youth Can	\$19,603
Transportation Program	\$10,000
NWA Comm. College	\$33,025
Boys and Girls Club	\$17,372
Redevelopment Program	\$65,202
Code Compliance	\$39,524
Land Acquisition	\$25,678
Housing Program	\$192,474
Administration	\$112,670

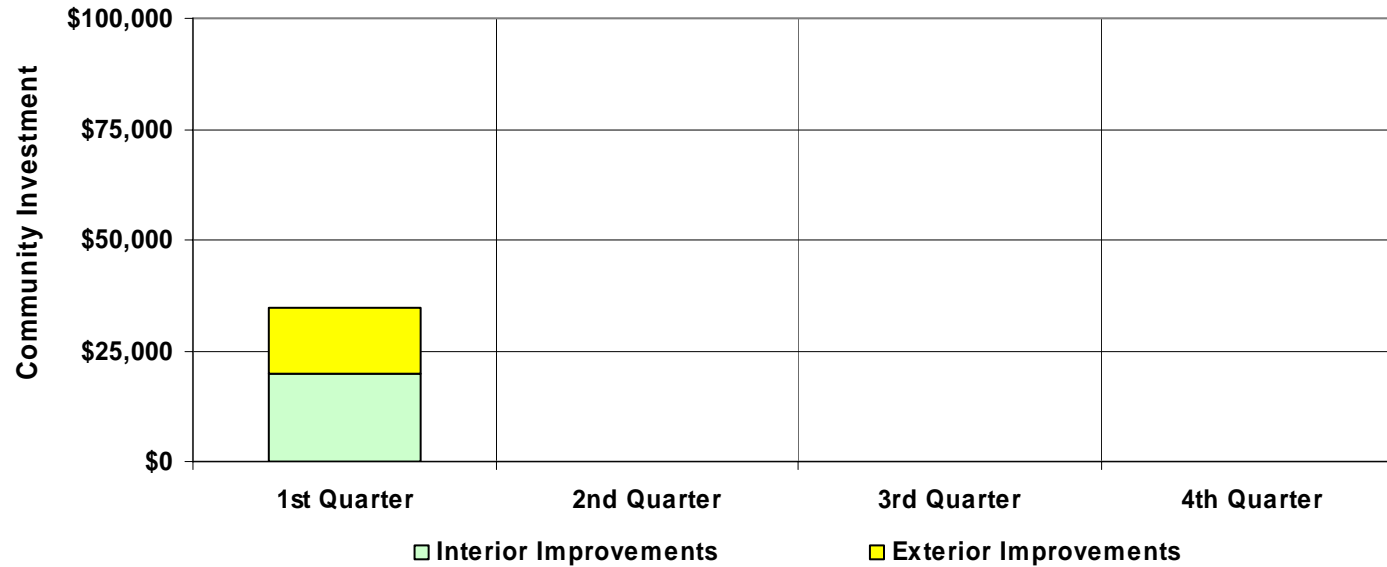


Residents Served by Quarter



Community Resources & Code Compliance Division

Reduction of Substandard Housing



Emergency Projects Completed

	QTR 1	QTR 2	QTR 3	QTR 4	Total
Wheelchair Ramp:	0	0	0	0	0
Roof:	1	0	0	0	1
HVAC:	0	0	0	0	0
Plumbing:	6	0	0	0	6
Electrical:	3	0	0	0	3
Total Projects:	10	0	0	0	10


Community Resources & Code Compliance Division

2006 Code Compliance Service Request Investigations

	QTR 1	% of	QTR 2	% of	QTR 3	% of	QTR 4	% of	Total
Unightly or Unsanitary Conditions	329	100.0%	0	0.0%	0	0.0%	0	0.0%	329
Improper Storage of Vehicles	109	100.0%	0	0.0%	0	0.0%	0	0.0%	109
Unsafe/Unsecured Buildings	21	100.0%	0	0.0%	0	0.0%	0	0.0%	21
Zoning Issues	24	100.0%	0	0.0%	0	0.0%	0	0.0%	24
Sign and Banner Issues	269	100.0%	0	0.0%	0	0.0%	0	0.0%	269
Engineering Issues	9	100.0%	0	0.0%	0	0.0%	0	0.0%	9
Miscellaneous Inspections	85	100.0%	0	0.0%	0	0.0%	0	0.0%	85
Quarterly Totals	846	100.0%	0	0.0%	0	0.0%	0	0.0%	

Total Service Requests 846

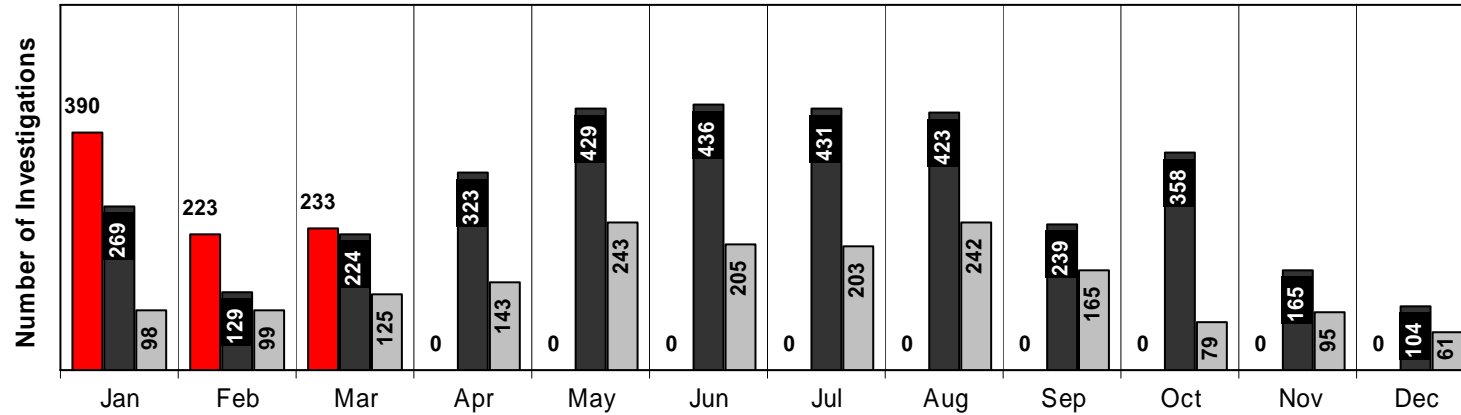
Program Funding Sources by Quarter



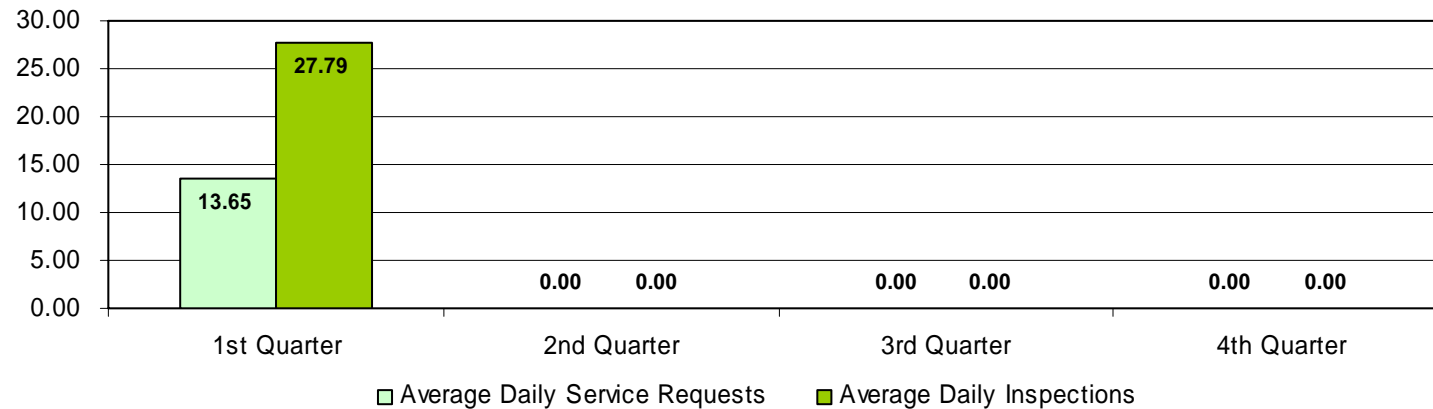
Community Resources & Code Compliance Division

Code Compliance Monthly Investigation Performance

2006 / 2005 / 2004



Quarterly Code Compliance Daily Workload

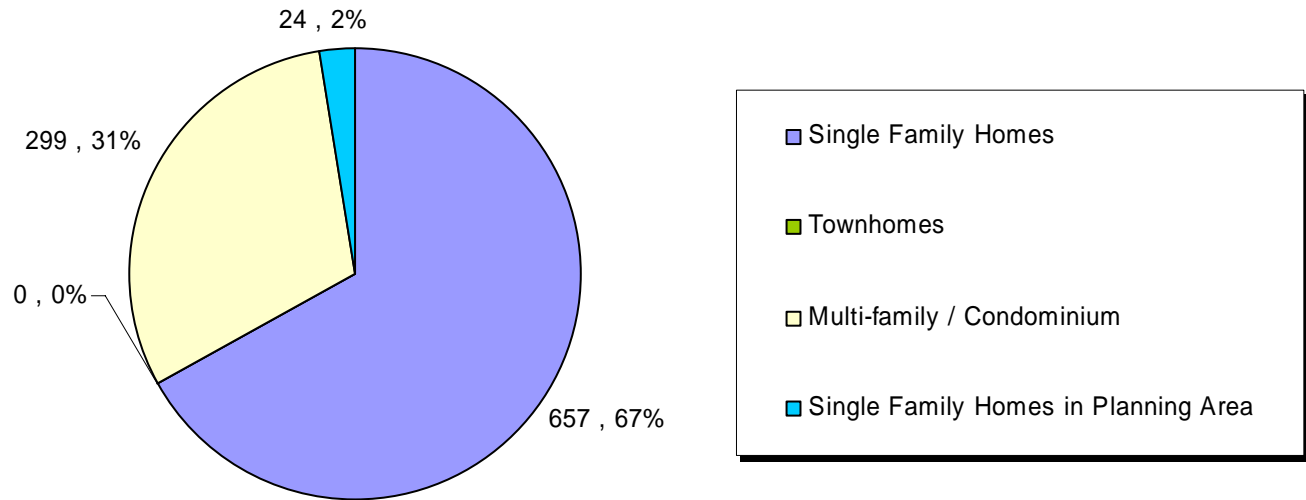


Current Planning Division

	QTR 1	% of	QTR 2	% of	QTR 3	% of	QTR 4	% of	Total
Single Family Homes	657	100.0%	0	0.0%	0	0.0%	0	0.0%	657
Townhomes	0	--	0	--	0	--	0	--	0
Multi-family/Condominium	299	100.0%	0	0.0%	0	0.0%	0	0.0%	299
Single Family Homes in Planning Area	24	100.0%	0	0.0%	0	0.0%	0	0.0%	24
Quarterly Totals	980	100.0%	0	0.0%	0	0.0%	0	0.0%	

Total Dwelling Units 980

Estimated Dwelling Units Approved by the Planning Commission

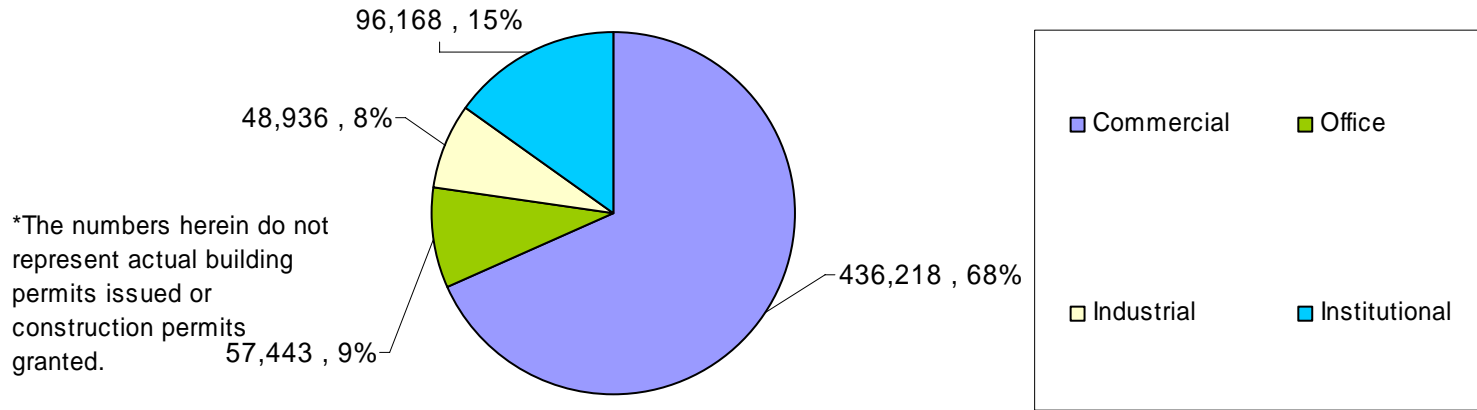


Current Planning Division

	QTR 1	% of	QTR 2	% of	QTR 3	% of	QTR 4	% of	Total
Commercial	436,218	100.0%	0	0.0%	0	0.0%	0	0.0%	436,218
Office	57,443	100.0%	0	0.0%	0	0.0%	0	0.0%	57,443
Industrial	48,936	100.0%	0	0.0%	0	0.0%	0	0.0%	48,936
Institutional	96,168	100.0%	0	0.0%	0	0.0%	0	0.0%	96,168
Quarterly Totals	638,765	100.0%	0	0.0%	0	0.0%	0	0.0%	

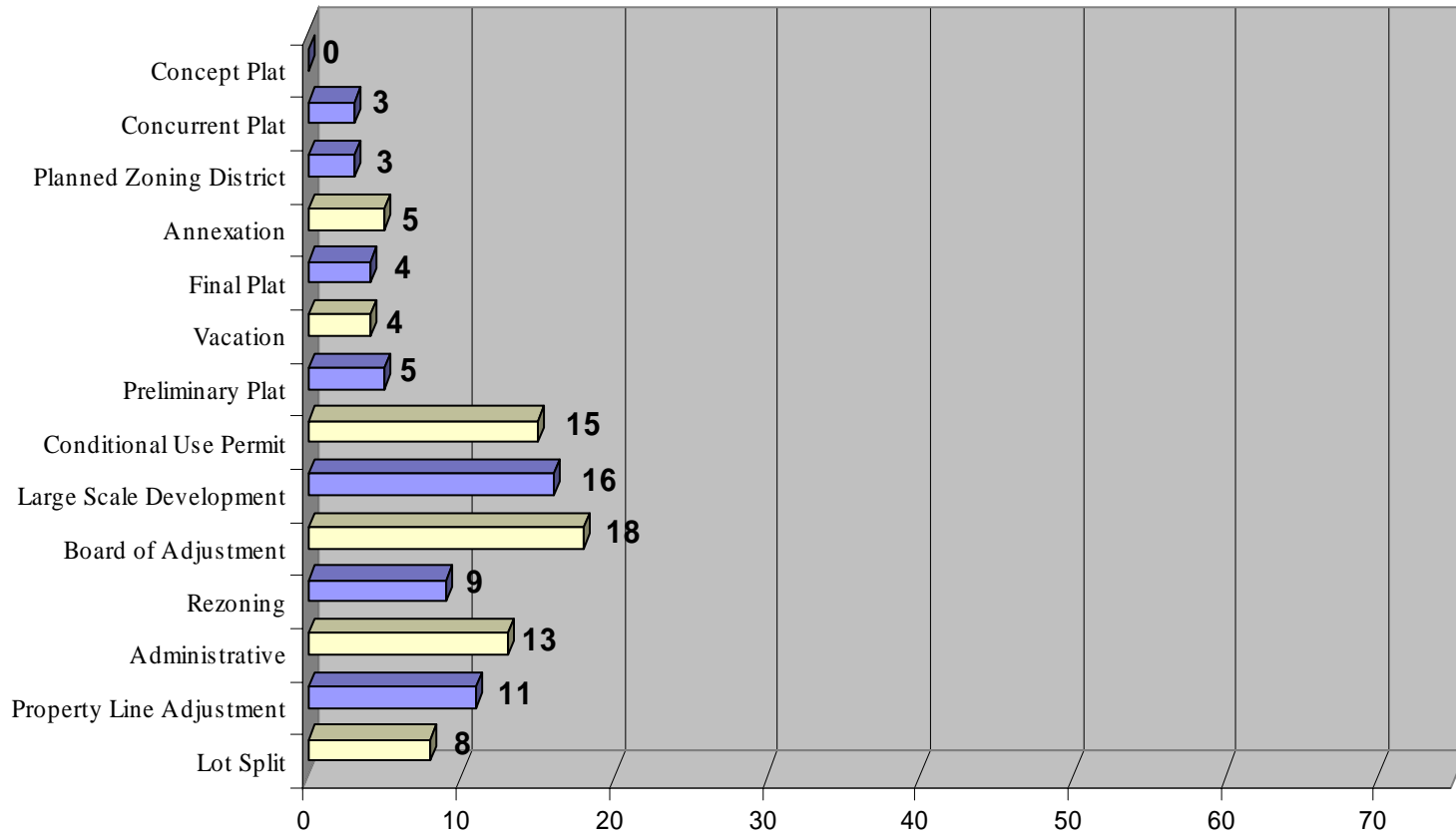
Total Square Footage 638,765

Non-Residential Square Footage Approved by the Planning Commission



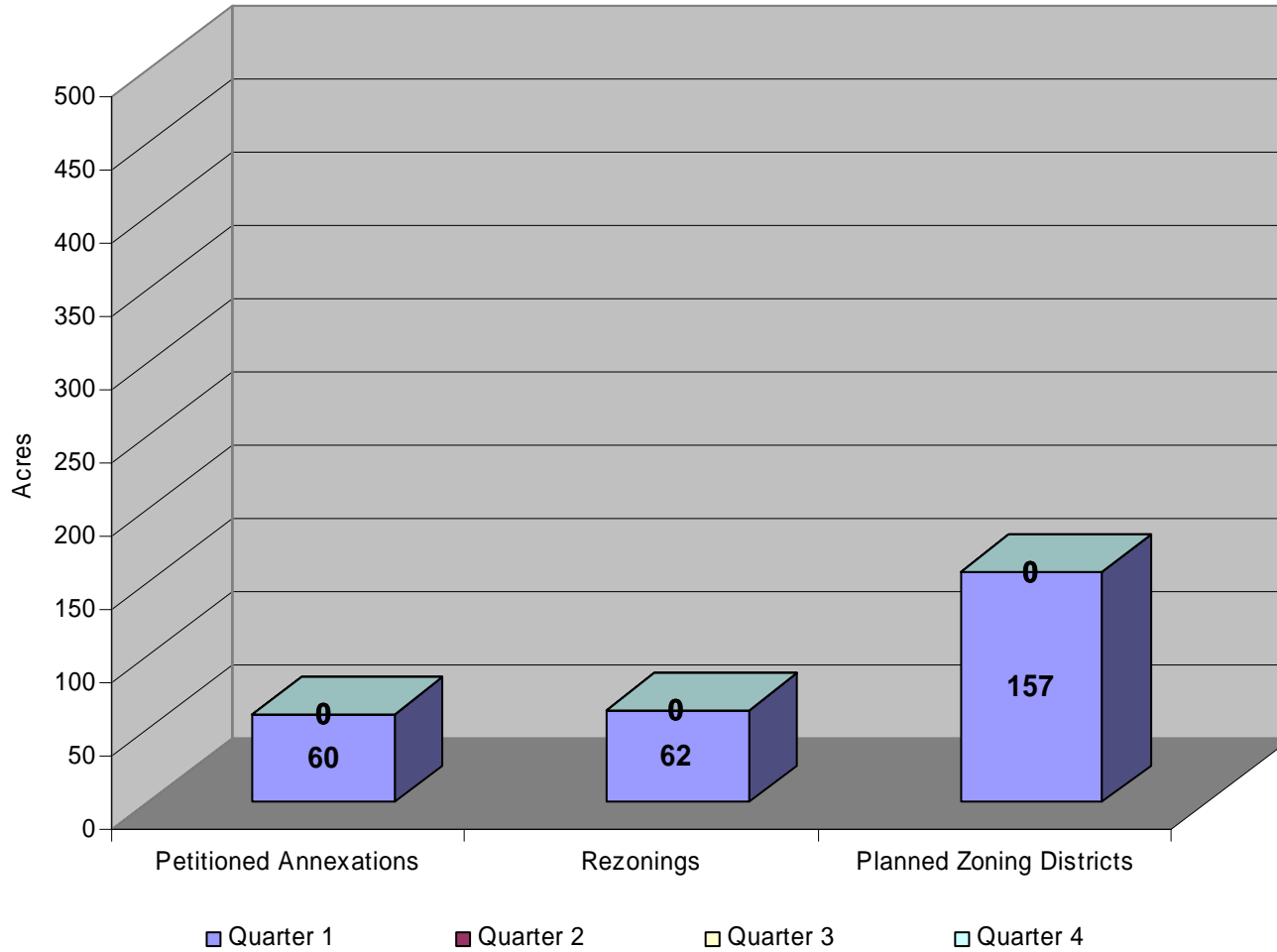
Current Planning Division

Planning Division Submittals



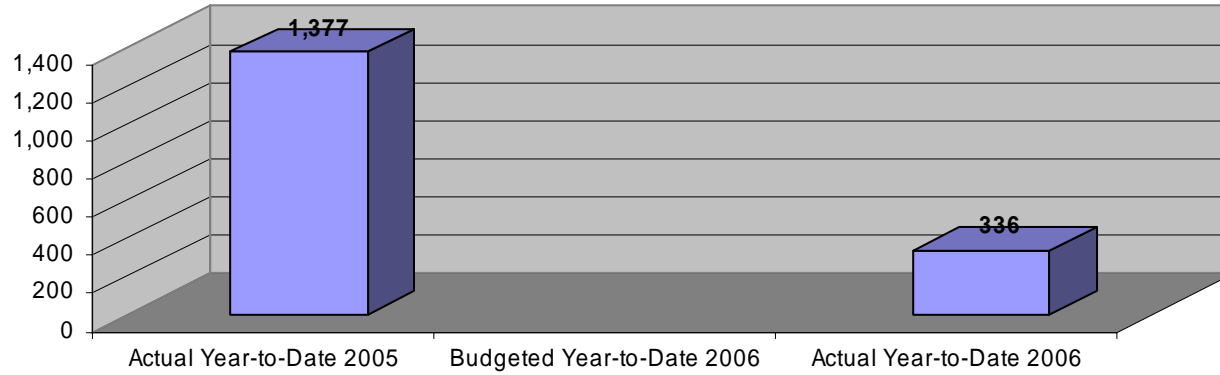
Current Planning Division

Estimated Annexation, Rezoning and Planned Development District Acres Forwarded by the Planning Commission

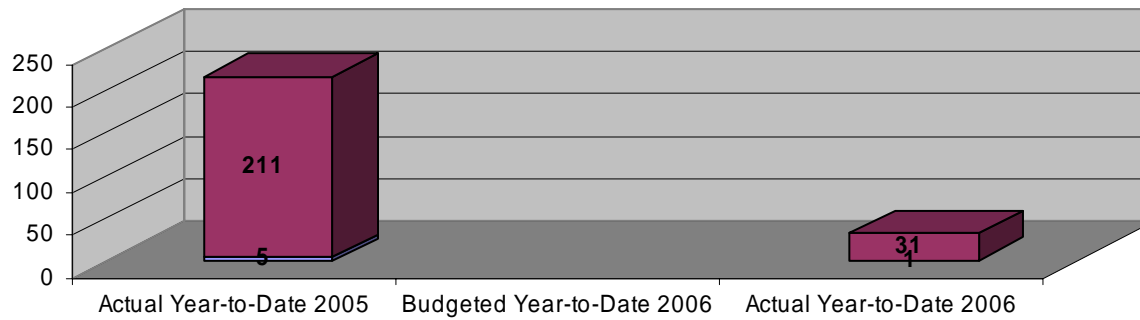


Engineering Division

Sidewalk Inspections



Public Land/Easement Acquistitions

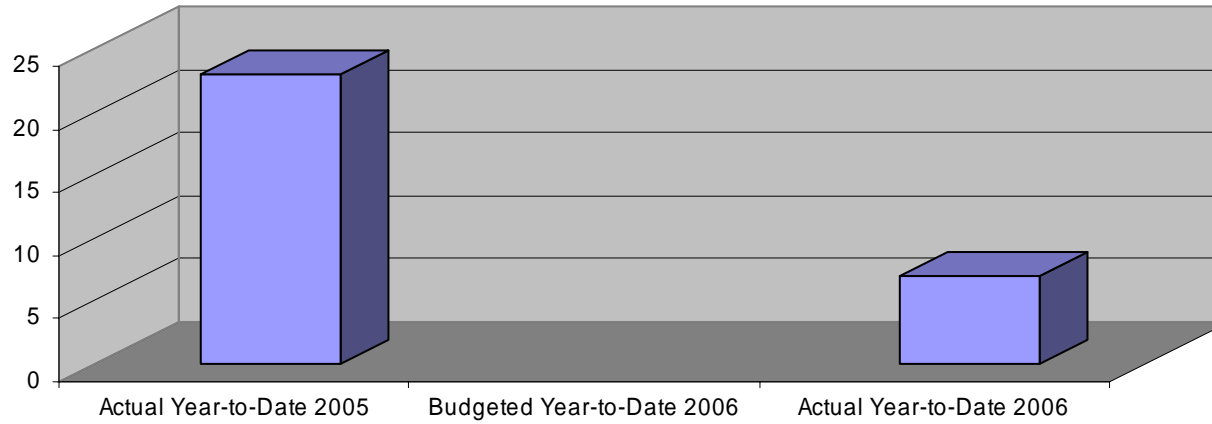


■ Acquisition/Disposal of Property

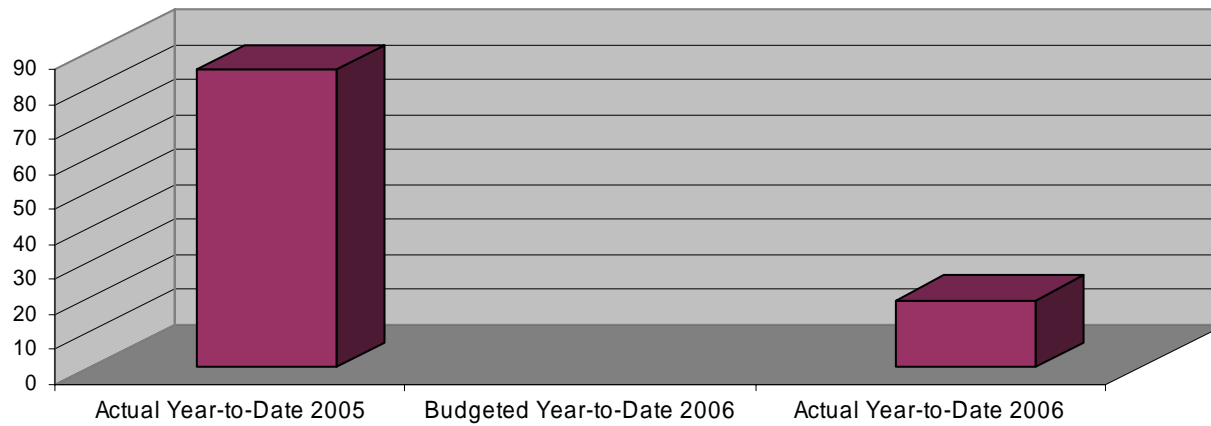
■ Acquisition of Easements/ROW

Engineering Division

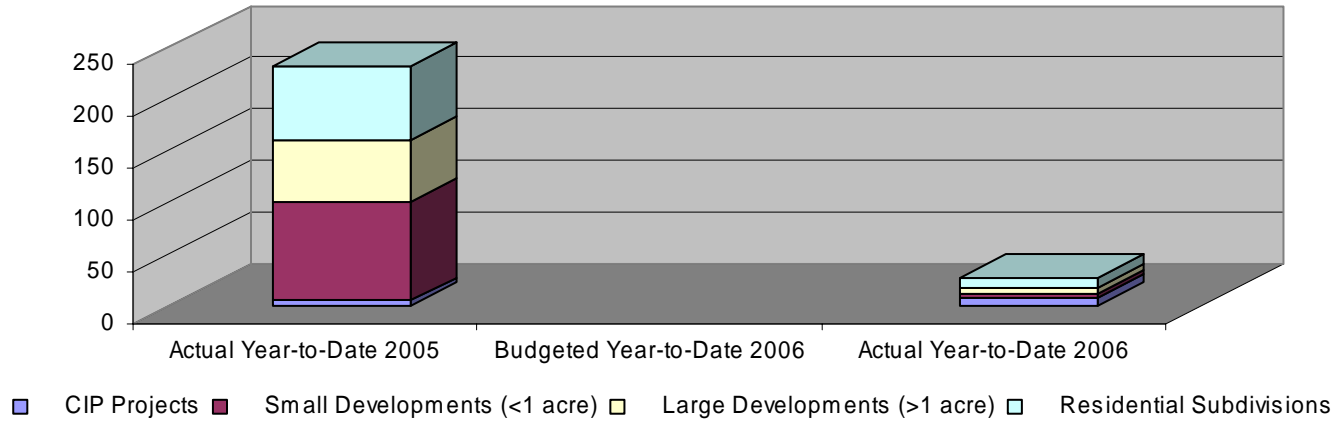
Floodplain Development Permits Issued



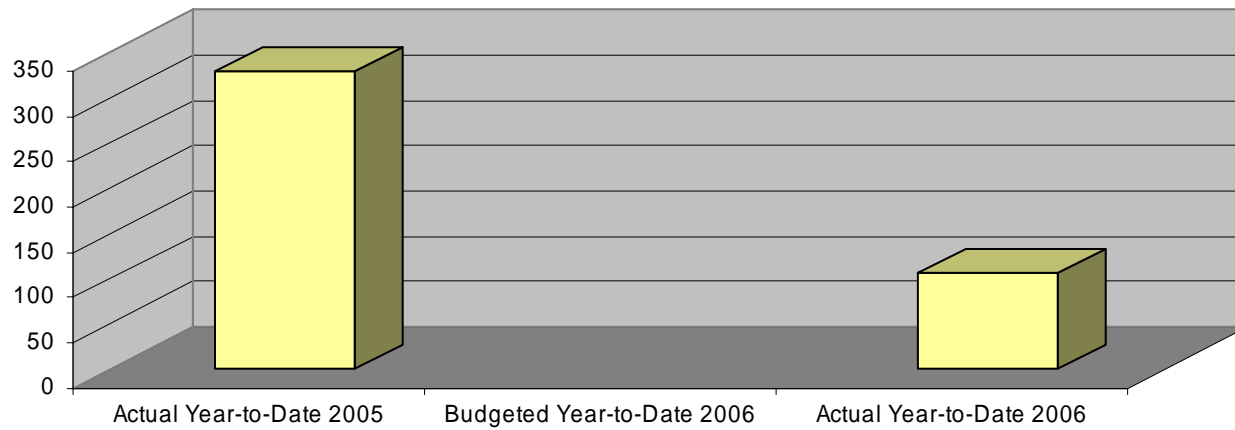
Grading Permits Issued



Engineering Division Public Works Inspections

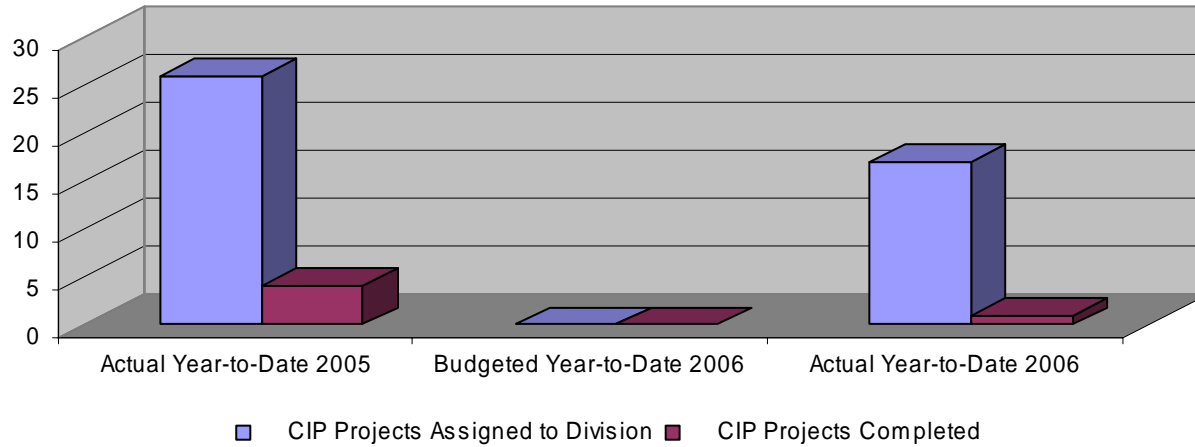


Construction Plans Reviewed

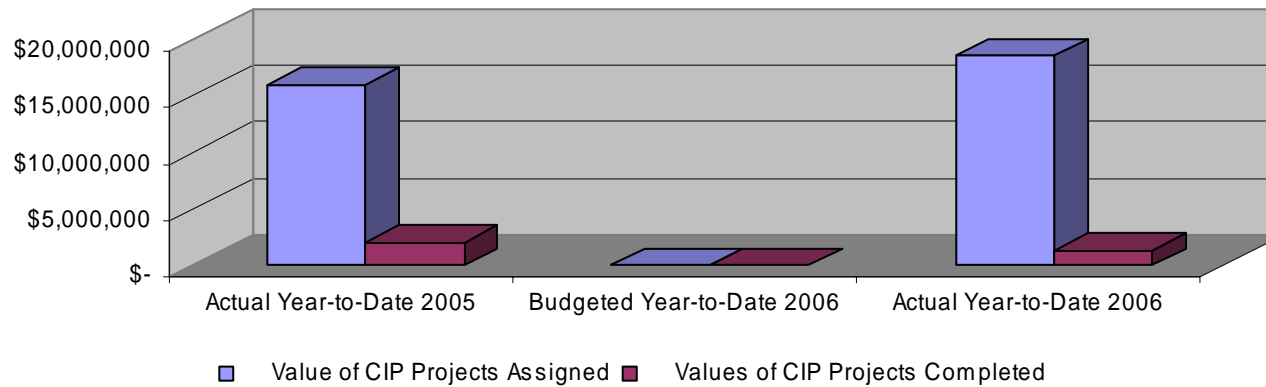


Engineering Division

Comparison of CIP Projects Assigned to Projects Completed

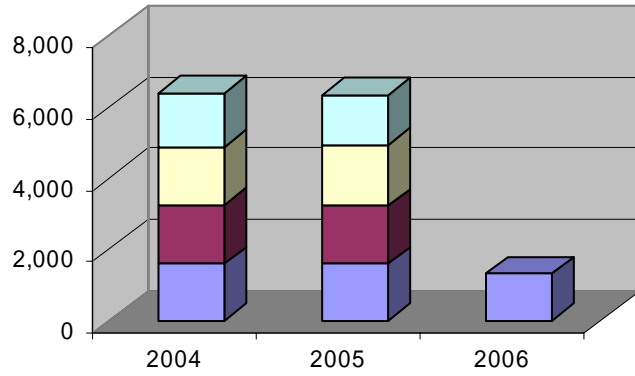


Comparison of Value of CIP Projects Assigned to Projects Completed



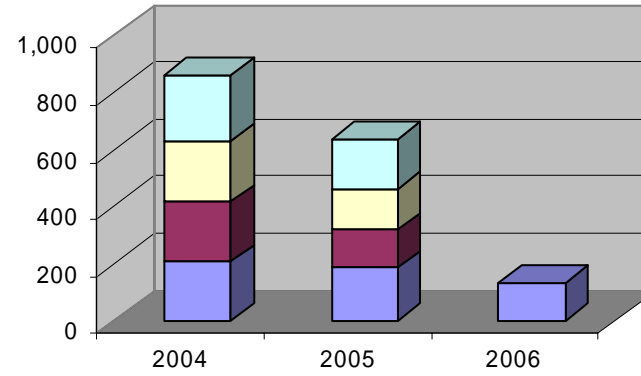
Fleet Operations Division

Number of Repair Requests



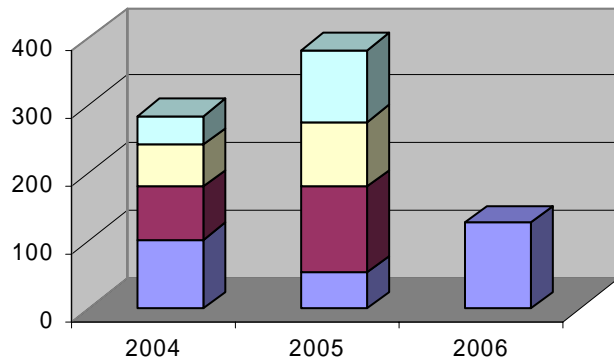
■ 1st Quarter ■ 2nd Quarter ■ 3rd Quarter ■ 4th Quarter

PM Generated Repairs



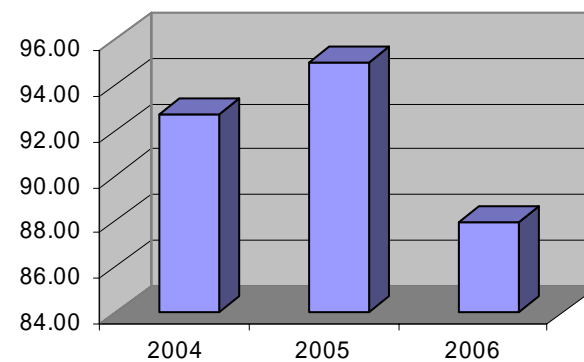
■ 1st Quarter ■ 2nd Quarter ■ 3rd Quarter ■ 4th Quarter

Number of Road Failures



■ 1st Quarter ■ 2nd Quarter ■ 3rd Quarter ■ 4th Quarter

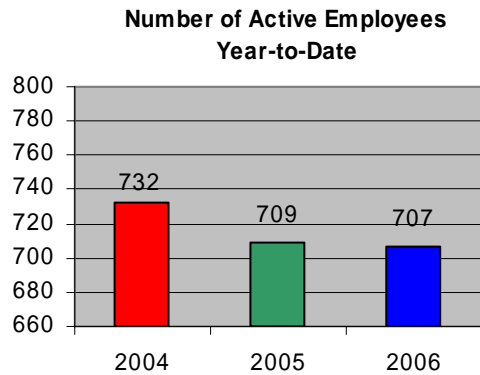
% of Hours Worked Charged to Vehicles



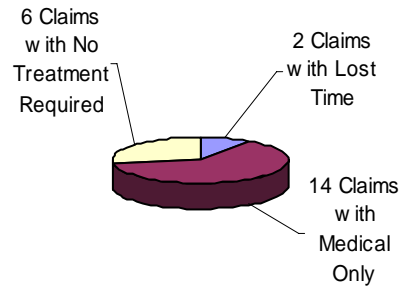
Year-to-Date Average

Human Resources Division

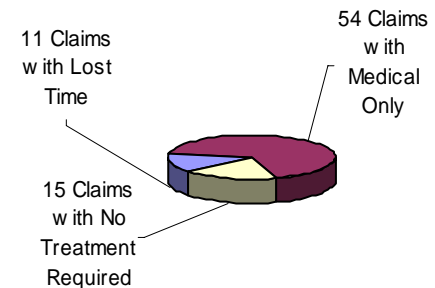
Human Resources Performance Measures	Actual Year-to-Date 2005	Budgeted Year-to-Date 2006	Actual Year-to-Date 2006
New Hires	55	45	39
Employees Newly Eligible for 401 & 457 Plans	16	20	27
Insurance Products Offered	10	10	10
Civil Service Applications Processed	58	55	59
Supervisory, Safety & Educational Training Opportunities	1	0	0
Worker's Comp Incidents/Injuries Receiving Medical Treatment	19	20	22
% of Voluntary Turnover	11.0	8.0	11.0
% of Eligible Employees Participating in 401 & 457 Plans	89	85	88
% of Insurance Billings Paid within 30 Days	100	100	90
Civil Service Applicants Certified for Hire	15	20	26
% of Employees Rating Training as Meeting Their Needs	100	85	N/A
% of Worker's Comp Incidents/Injuries that are Medical Only	84	85	88



Types of Workers' Compensation Claims Year-to-Date for 2006



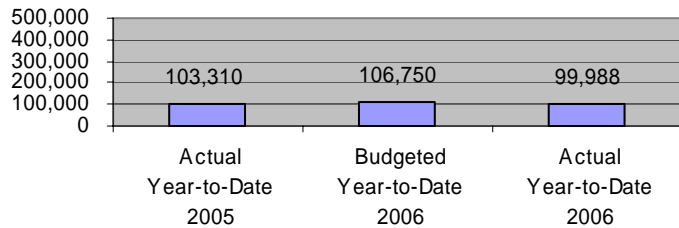
Types of Workers' Compensation Claims Year-to-Date 2006



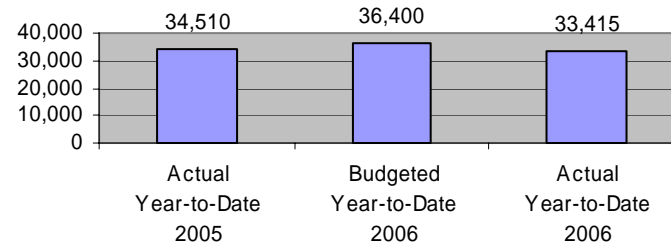
Meter Operations Division

Meter Operations Performance Measures	Actual Year-to-Date 2005	Budgeted Year-to-Date 2006	Actual Year-to-Date 2006
Meters Read	103,310	106,750	99,988
Meters in System	34,510	36,400	33,415
Service Orders Requested	7,524	7,750	7,103
Delinquent Accounts/Shut Offs	1,522	1,775	1,669
Delinquent Accounts/Reconnects	1,224	1,425	1,350
% of Meters Re-Read	5.89	6.70	5.92
% of Meters Changed Out	0.50	2.00	0.80
% of Delinquent Accounts Shut Off	22.38	23.50	19.76
Meters Tested	784	950	100
Meters Repaired	371	750	20
Water Accounts Surveyed/Backflow Devices Recorded	178 / 54	150 / 88	69 / 153
Backflow Devices Tested	0.00	20.00	0.00
% of Meters Tested	2.27	2.50	0.20
% of Meter Repaired	1.08	2.00	0.00
% of Water Accounts Notified to Install Required Backflow Devices	20.85	25.00	26.00

Meters Read

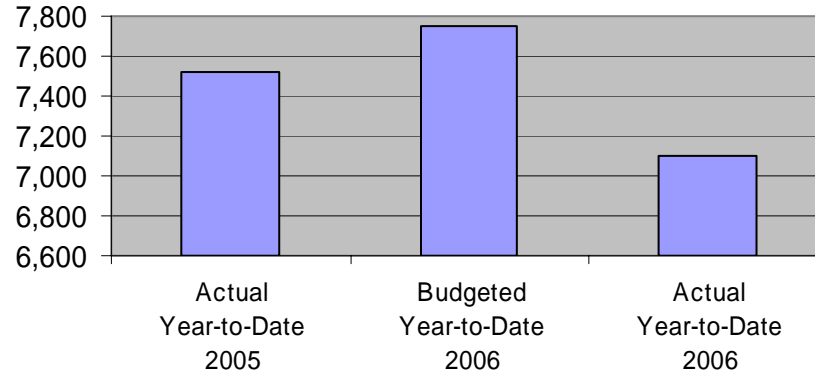


Meters in System

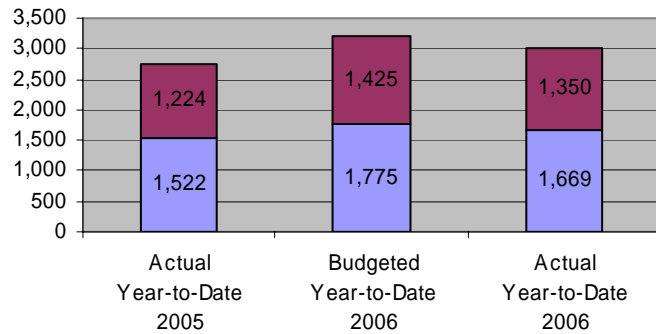


Meter Operations Division

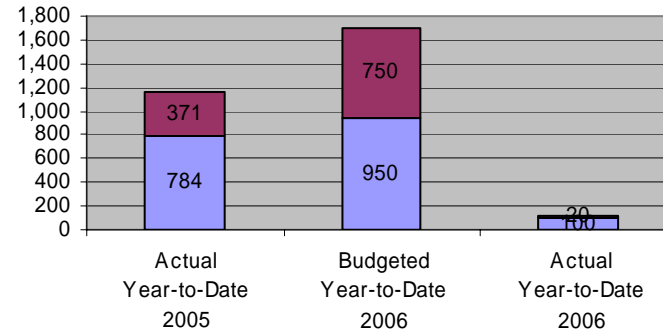
Service Orders Requested



Delinquent Accounts



Meters Tested and Repaired



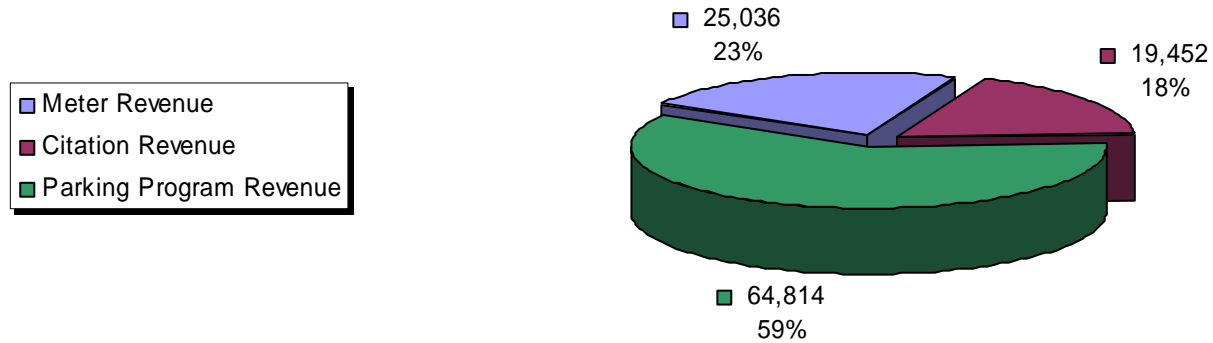
■ Delinquent Accounts/Shut Offs ■ Delinquent Accounts/Reconnects

■ Meters Tested ■ Meters Repaired

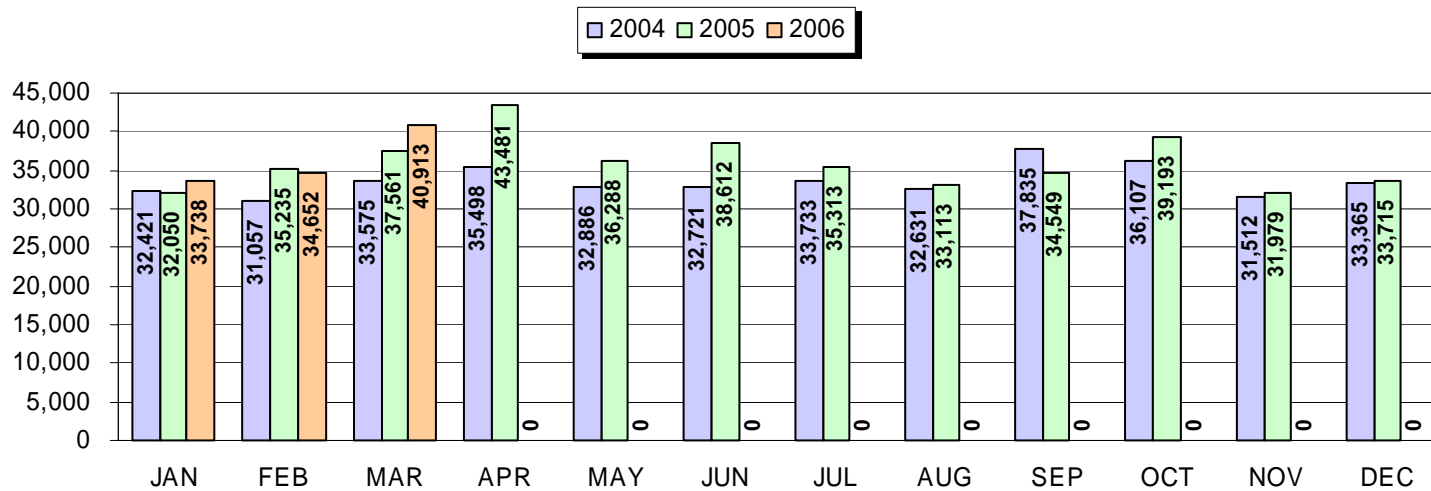
Parking & Telecommunications Division

2006 Year-to-Date Revenue - Parking Management

Revenue Type and % of Total

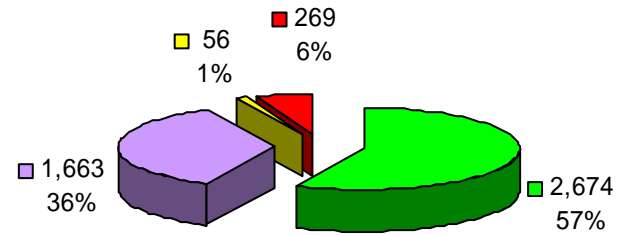
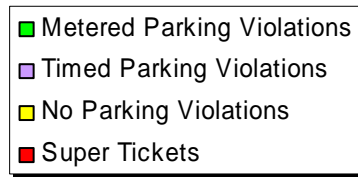


2004-06 Monthly Revenue - Parking Management

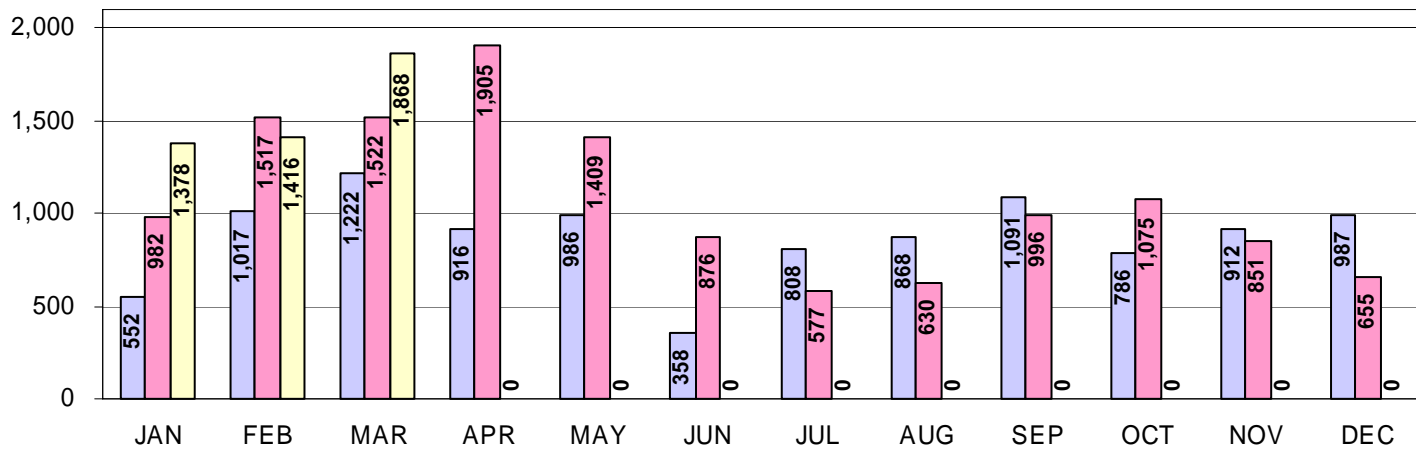



Parking & Telecommunications Division

2006 Year-to-Date Citations - Parking Management Citation Type and % of Total

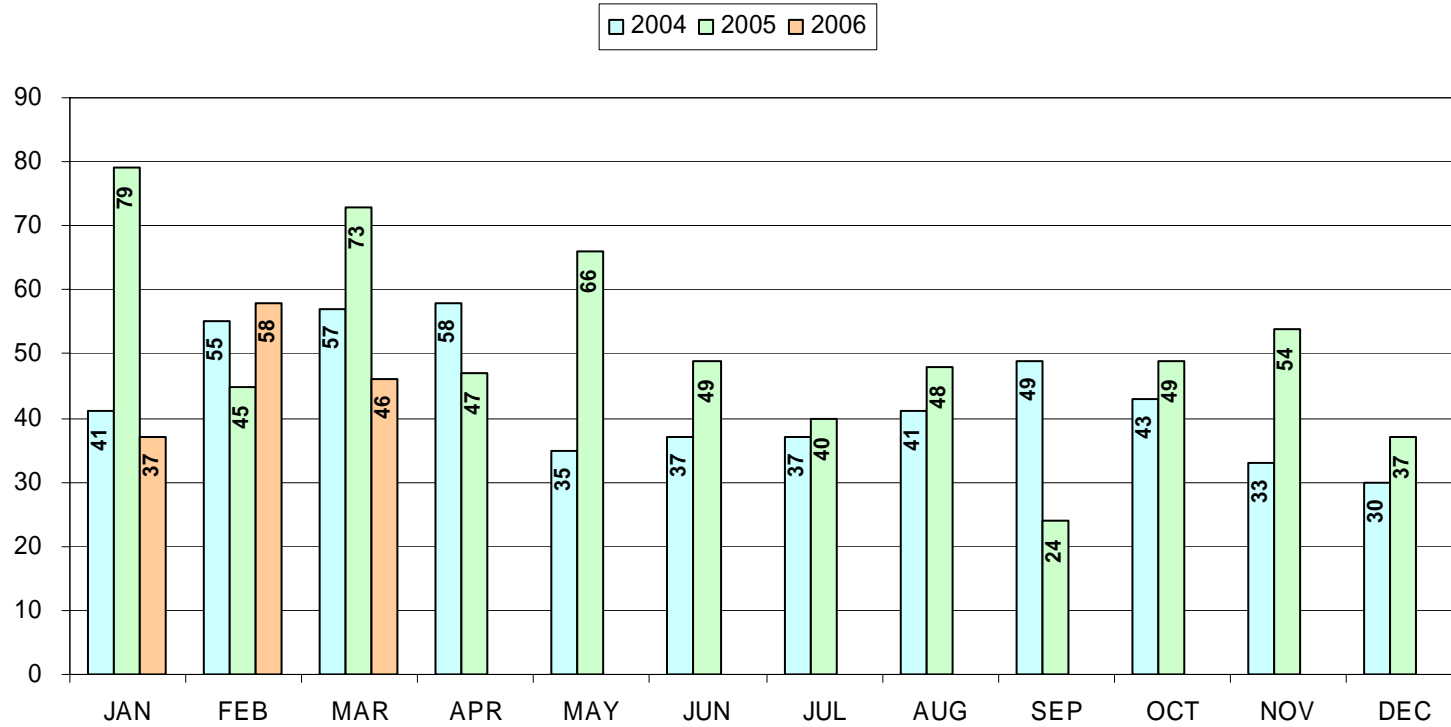


2004-06 Monthly Citations - Parking Management



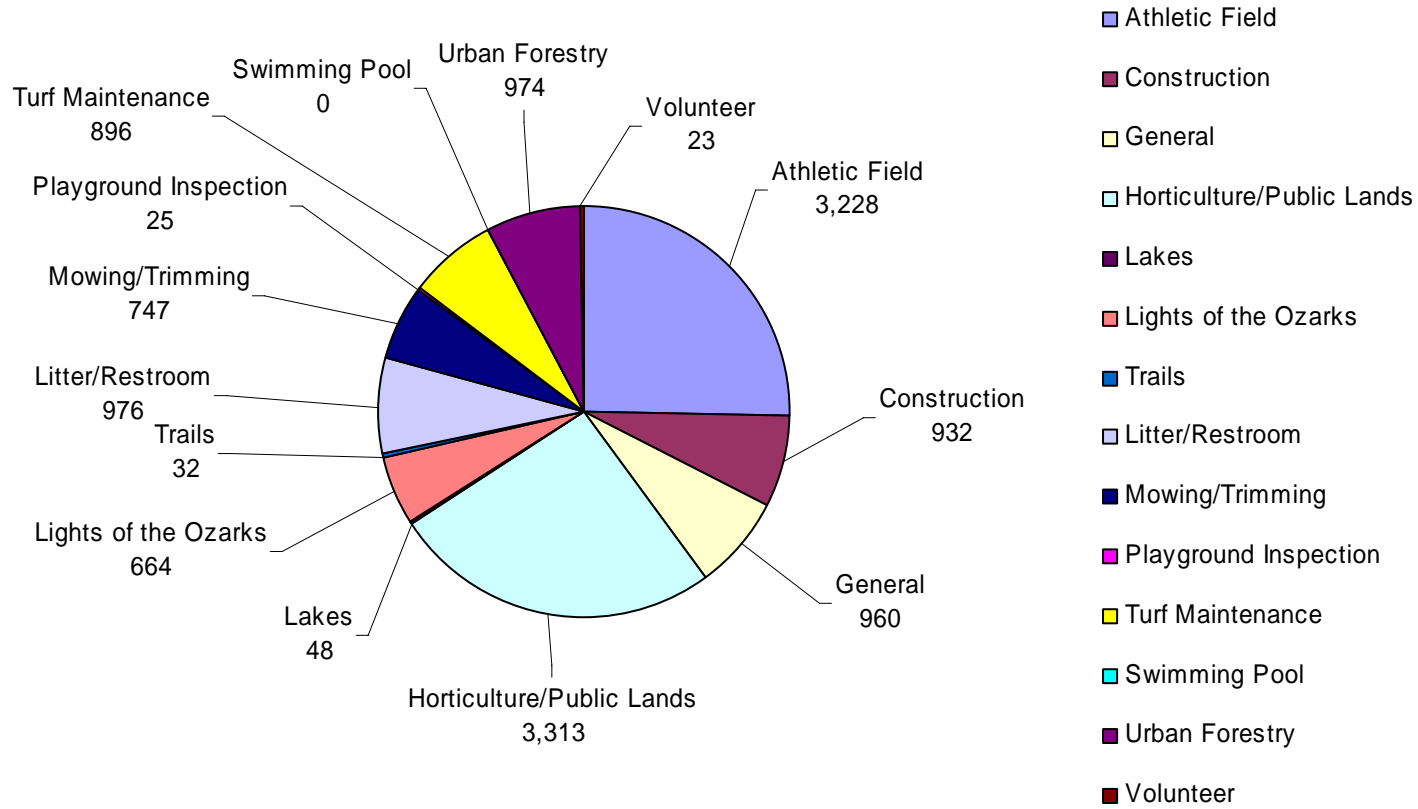
Parking & Telecommunications Division

2004-06 Monthly Service Requests - Telecommunications

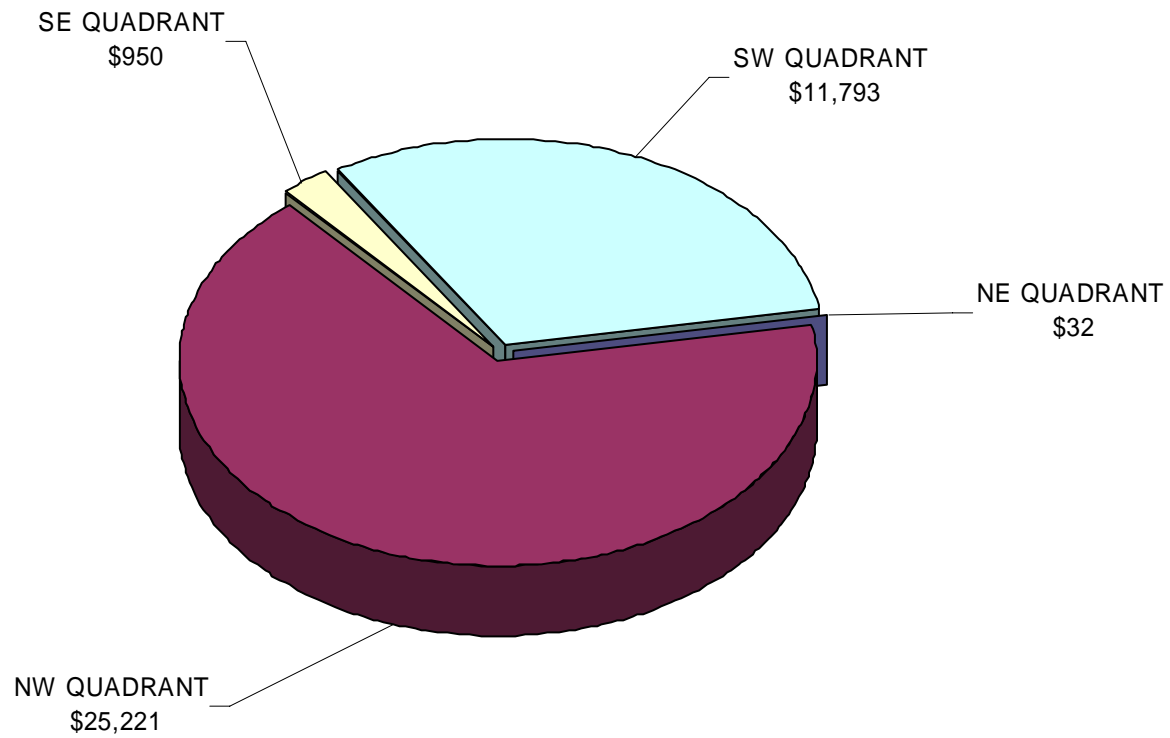


Parks & Recreation Division

Maintenance Hours Summary

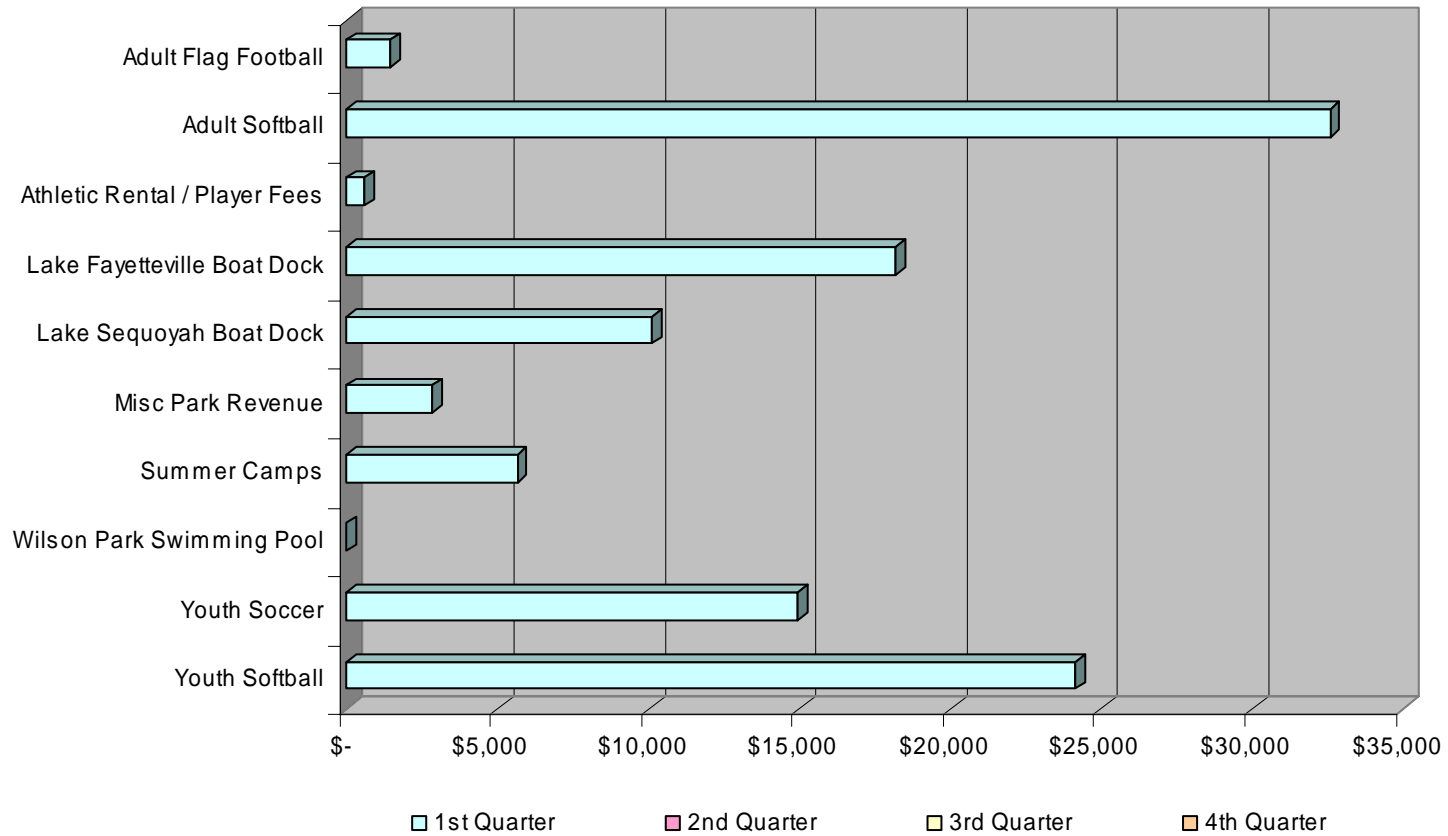


Parks & Recreation Division Park Land Dedication Revenues



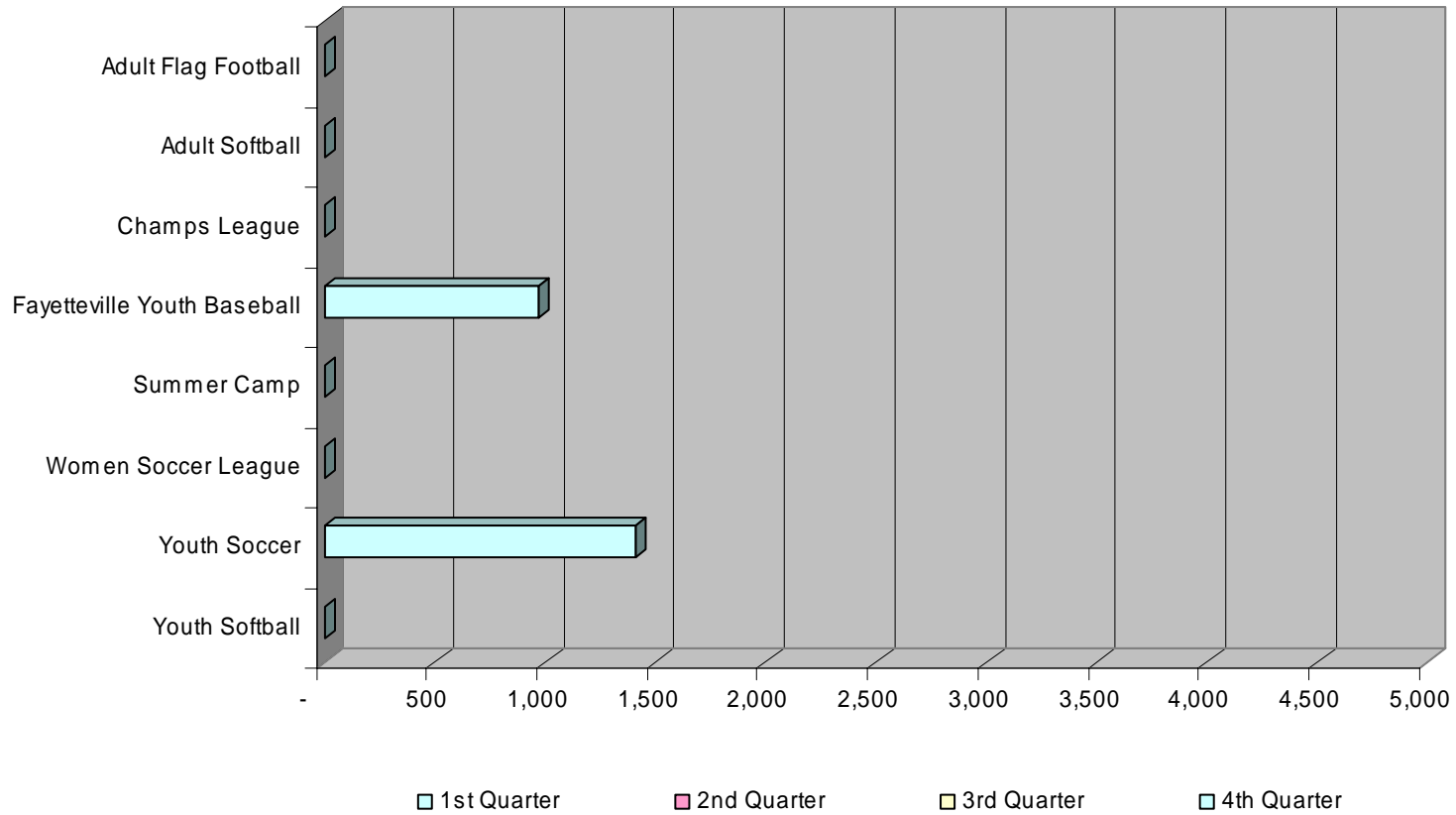
Parks & Recreation Division

Recreation Program Revenues



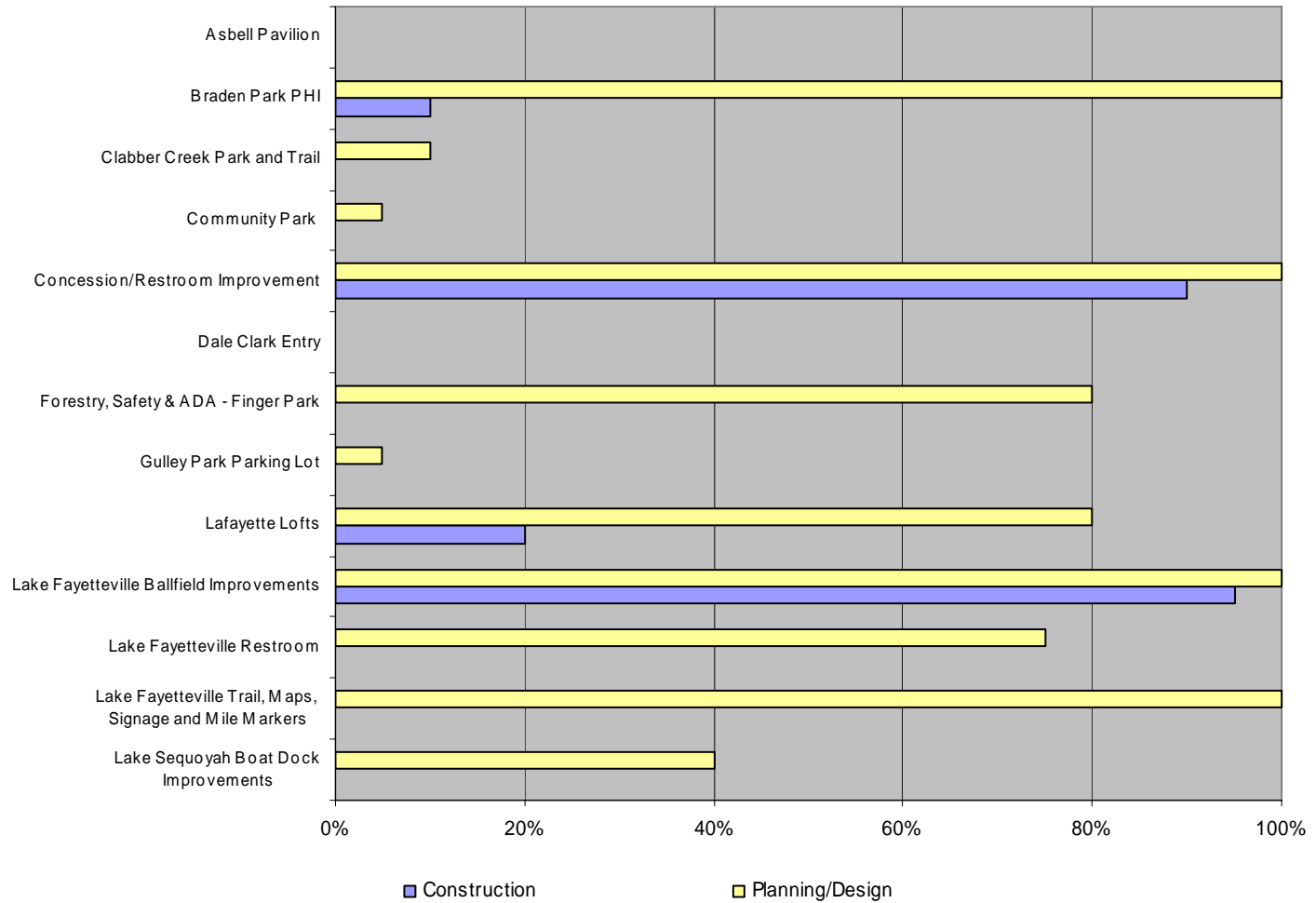
Parks & Recreation Division

Recreation Program Participation



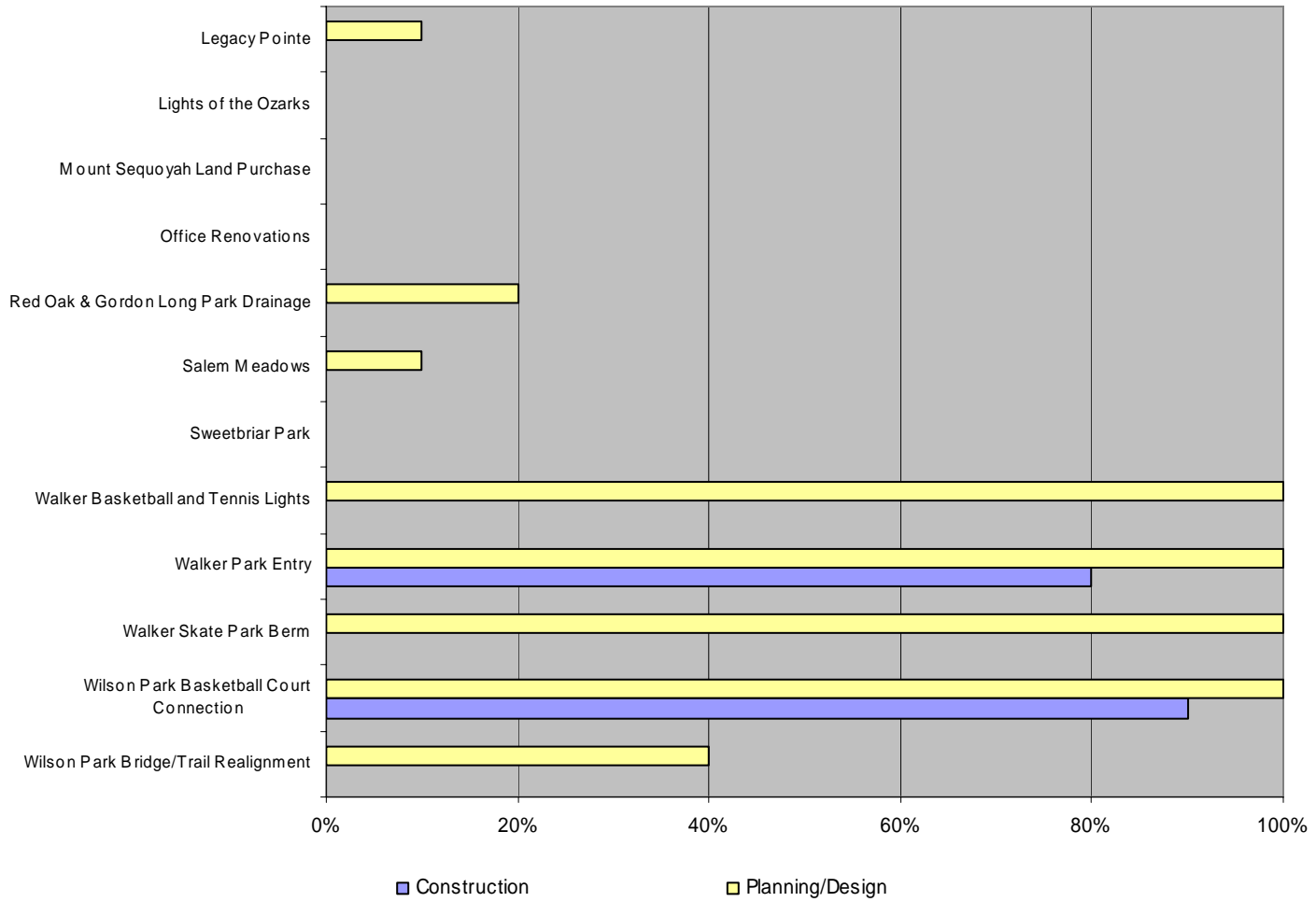
Parks & Recreation Division

CIP Status Summary




Parks & Recreation Division

CIP Status Summary - Continued



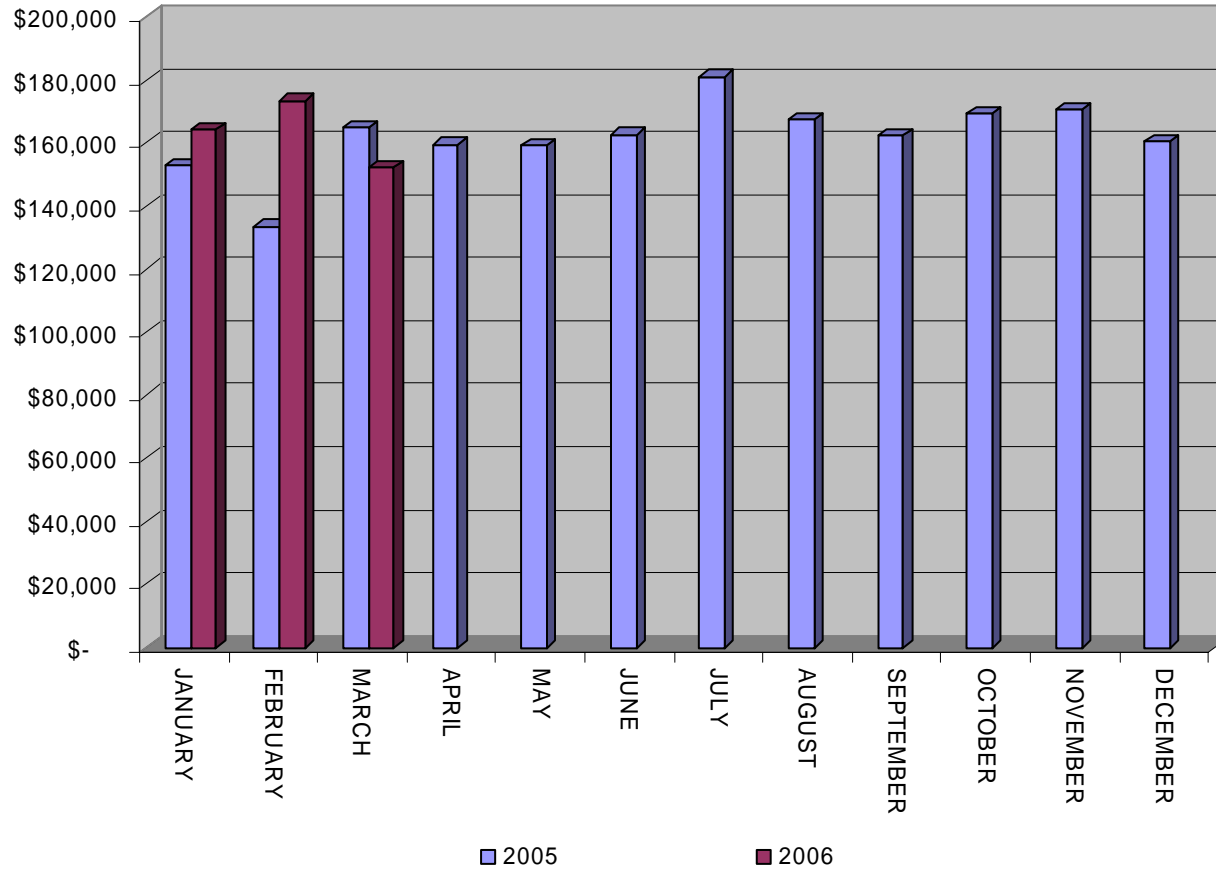
Parks & Recreation Division

Special Events Participation



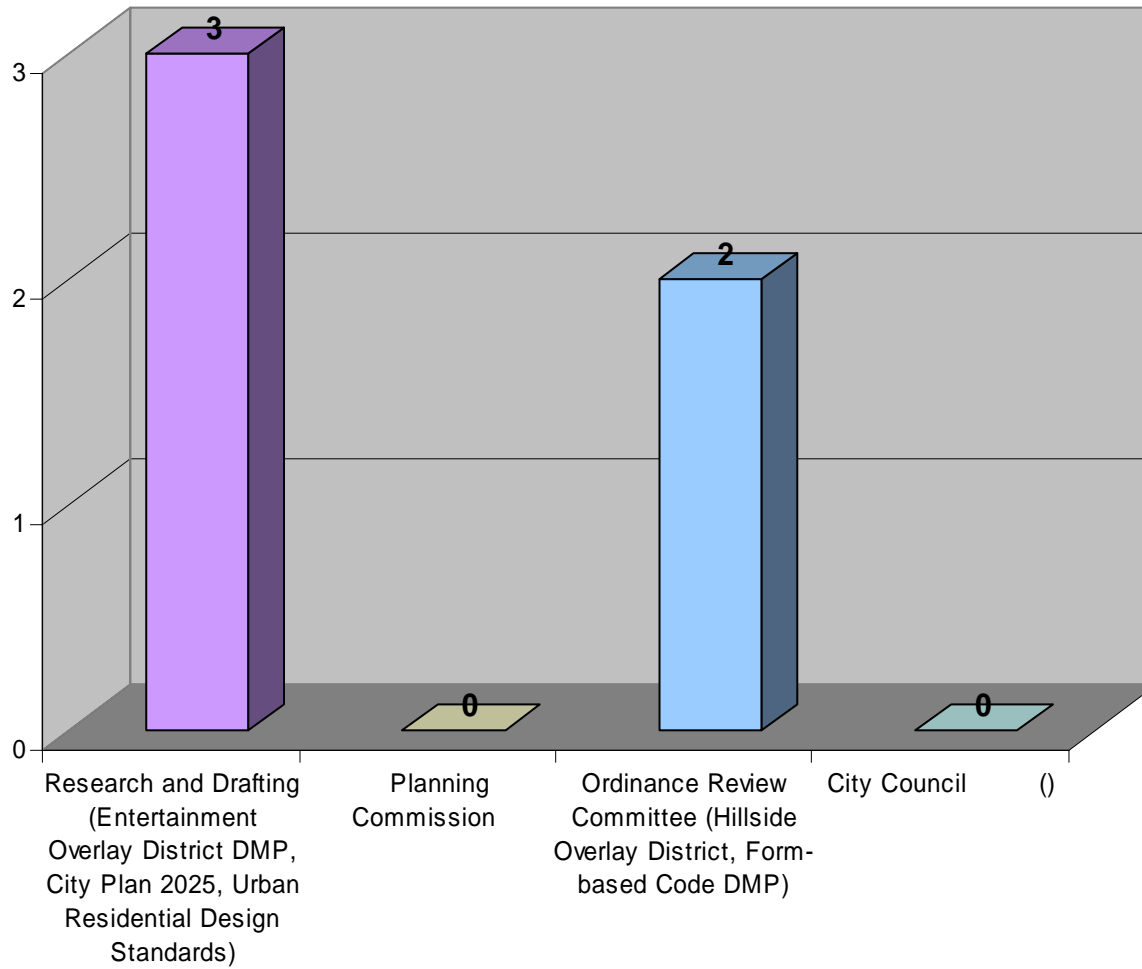
Parks & Recreation Division

HMR Comparison



Planning & Development Management Division

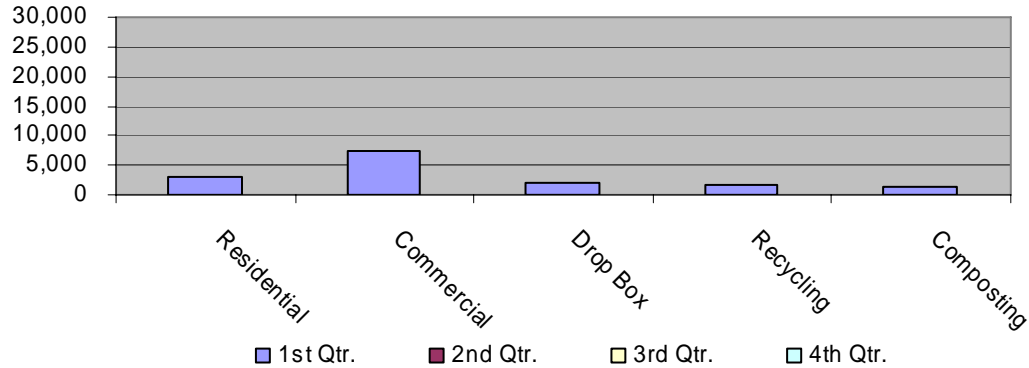
Number of Ordinances at Each Phase of the Process



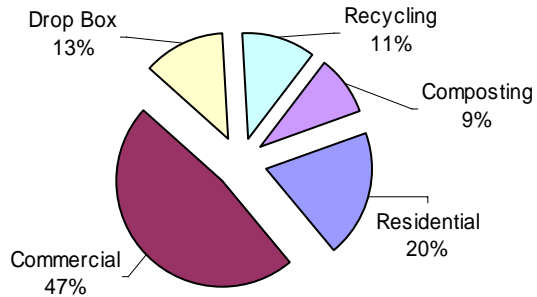
Solid Waste & Recycling Division

2006 Tonnage, Percentage of Waste Stream, and Revenues by Programs

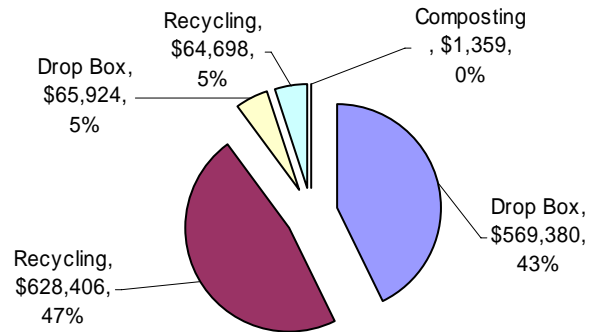
Tonnage by Program 2006 Year-to-Date



Program Percentage of Waste Stream 2006 Year-to-Date

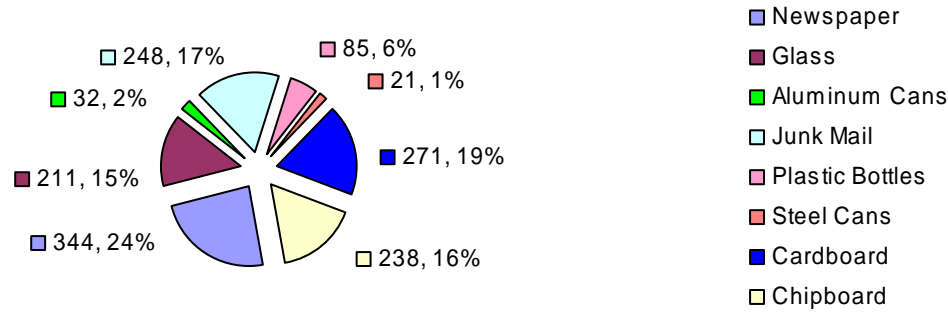


Program Revenues 2006 Year to Date



Solid Waste & Recycling Division

Recyclables Sold - Tons and Percentages

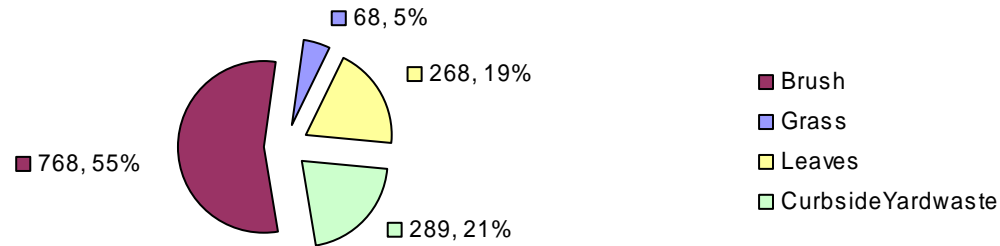


Composting Program Revenues	
Mulch	\$0.00
Compost Bulk	\$2,950.00
Compost Bags	\$184.00

Compost Spring Sale n/a
Compost Bags Sold 46

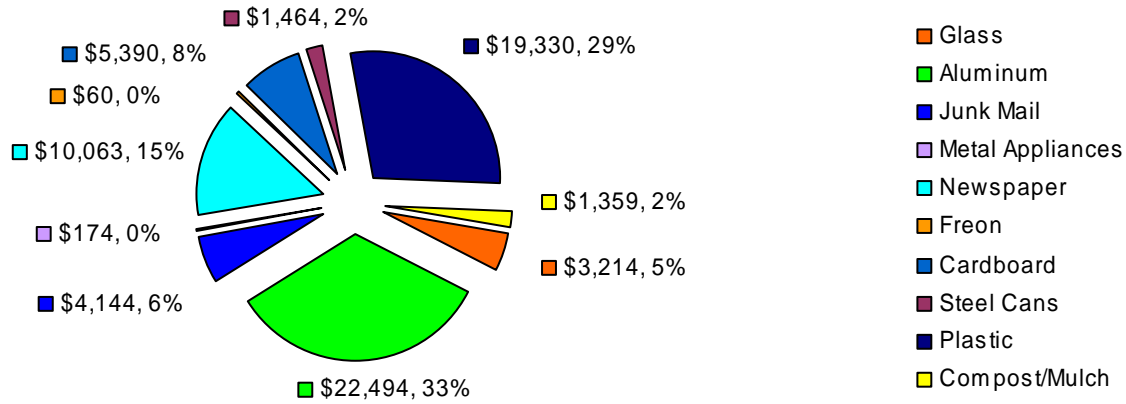
Mulch revenues include free give-aways in January, February, March

Yardwaste Collected by Tonnage and Percentage

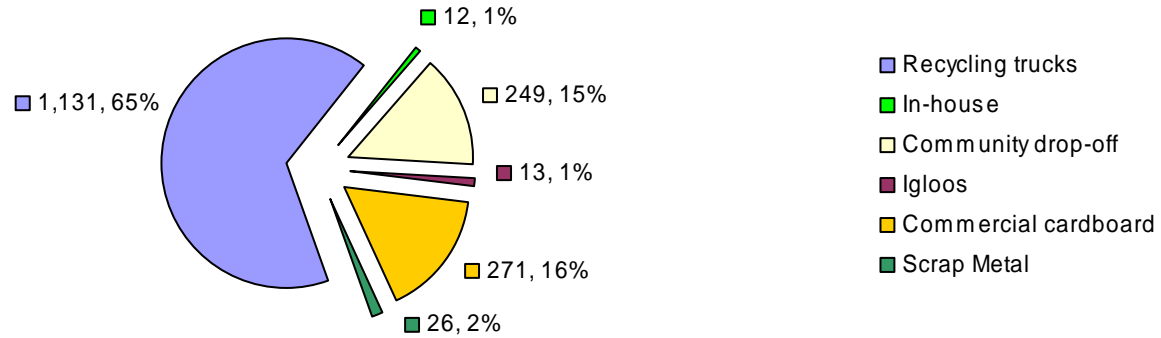


Solid Waste & Recycling Division

2006 Recycling Revenue and Percent



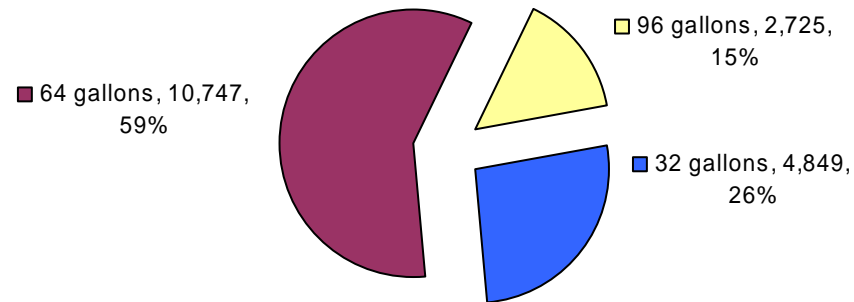
2006 Recycling Collections - Tons and Percentages



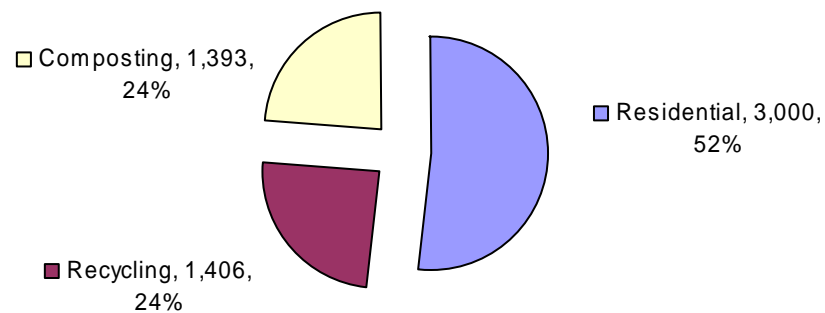
Collections consist of: In-house collections from schools and government offices, Igloos from commercial settings, Commercial cardboard from dumpster service, Community drop-off at Happy Hollow Road, and Curbside collections from normal routes.

Solid Waste & Recycling Division

Residential Pay-As-You-Throw Cart Count and Percentage

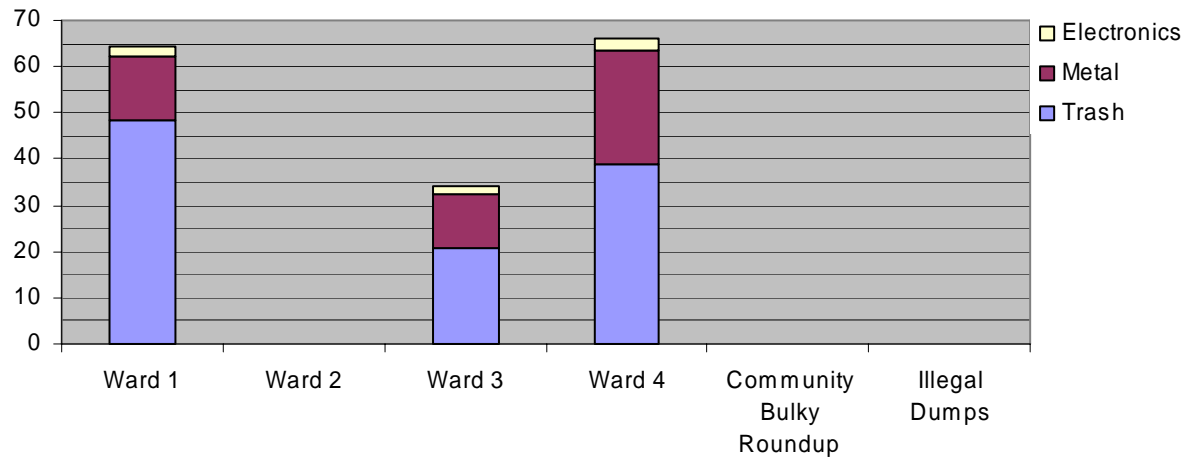


2006 Residential Waste Stream Tons and Diversion



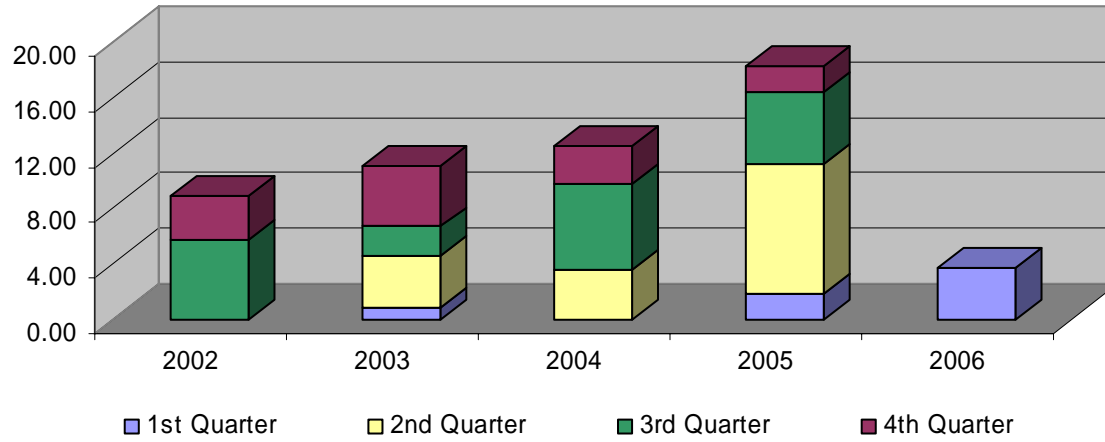
Solid Waste & Recycling Division

2006 Clean Ups in Tons

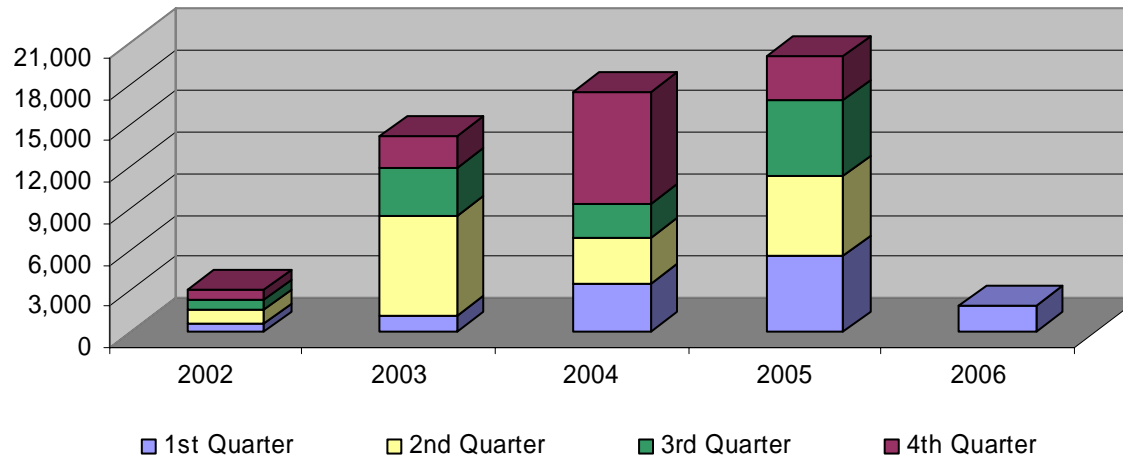


Event	Date	Tons Collected			Totals
		Trash	Metal	Electronics	
Ward 1 Spring	4/1/2006	48.55	13.69	1.98	64.22
Ward 1 Fall					
Ward 2 Spring	5/6/2006				
Ward 2 Fall					
Ward 3 Spring	4/8/2006	20.71	11.88	1.49	34.08
Ward 3 Fall					
Ward 4 Spring	3/18/2006	39.03	24.48	2.68	66.19
Ward 4 Fall					
Community Bulky Roundup	4/15/2006				
Illegal Dumps					

Transportation Division Asphalt Overlay - Miles

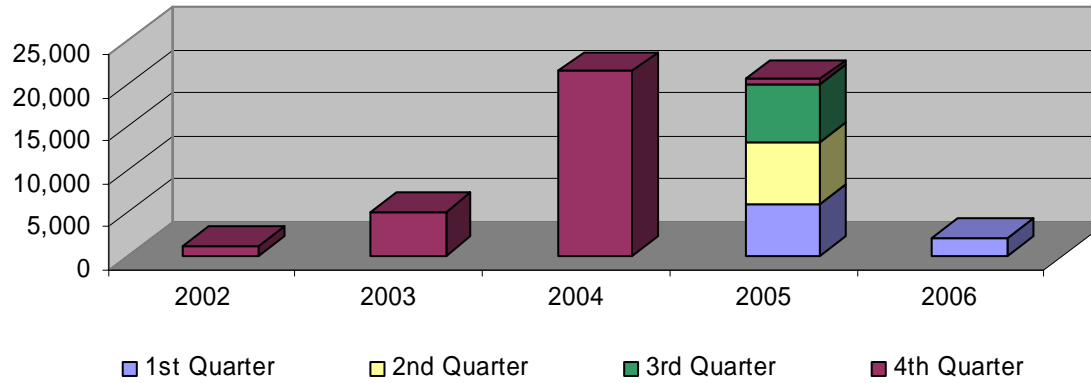


Sidewalk Construction - Linear Feet

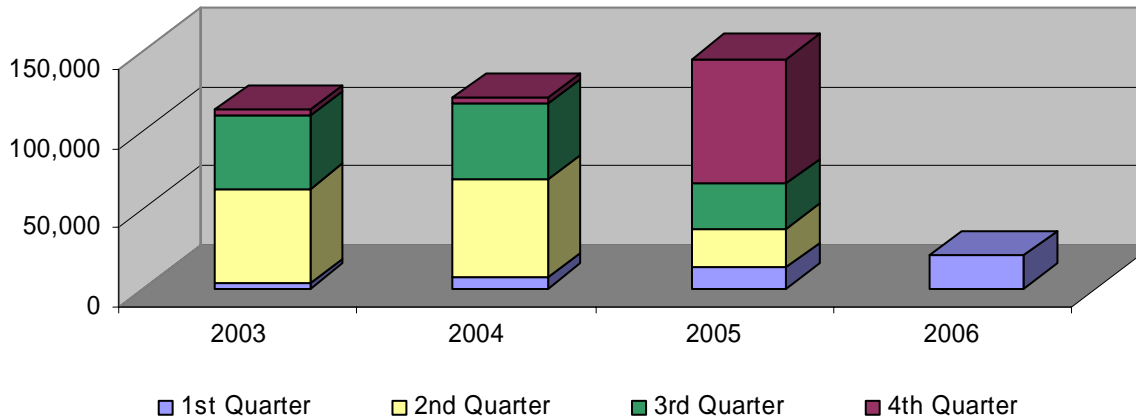


Transportation Division

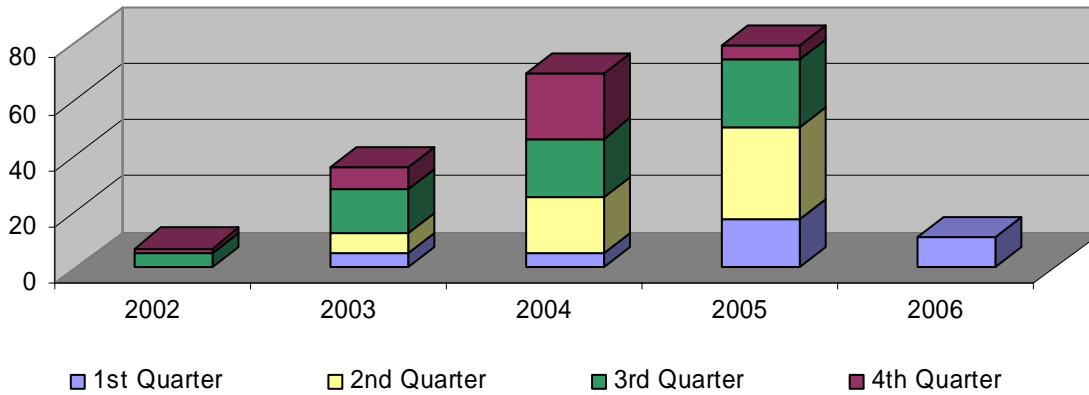
Curb & Gutter Construction - Linear Feet



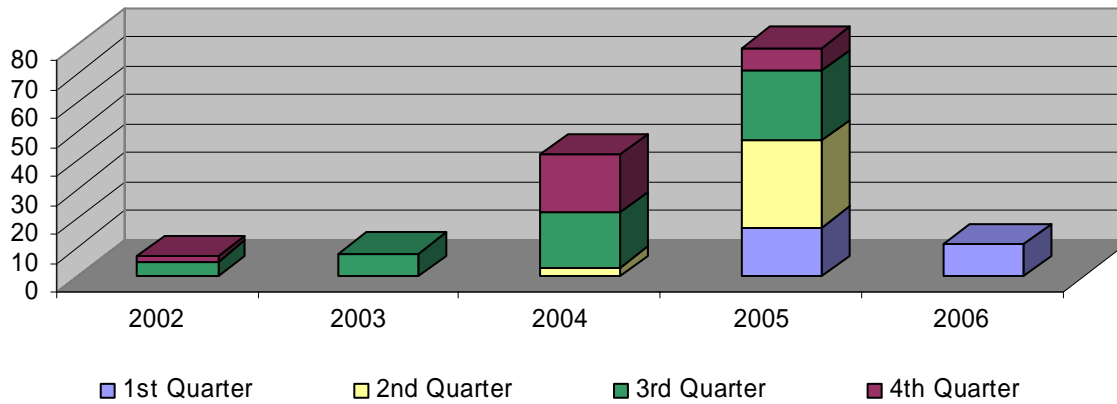
Litter Removal - Pounds



Transportation Division Access Ramp Construction



ADA Detectable Warning Tile Installation

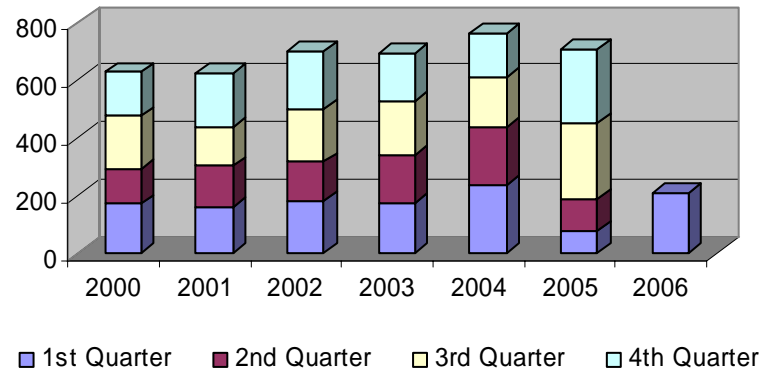


Water & Sewer Maintenance Division

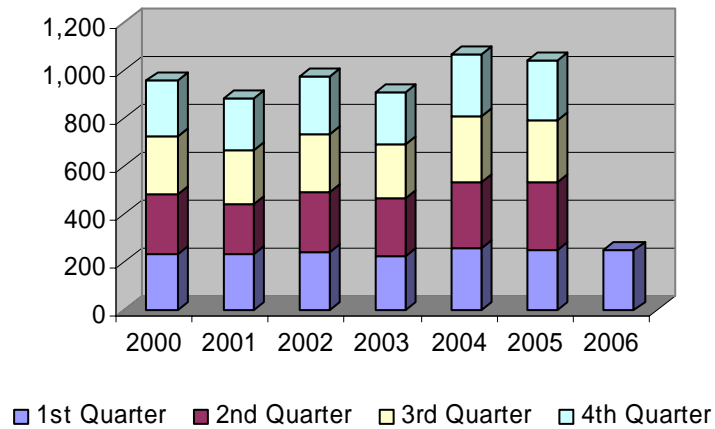
Water & Sewer Maintenance Performance Measures	Actual Year-to-Date 2005	Budgeted Year-to-Date 2006	Actual Year-to-Date 2006
Water Mains - Miles	605	605	605
Valves	7,700	7,700	7,700
Fire Hydrants	2,400	2,400	2,400
Water Service Accounts	36,134	36,400	33,415
Water Leaks Repaired	261	140	210
Water Line Constructed - Feet	2,770	2,000	2,439
Fire Hydrants Repaired/Installed	23	25	18
Water Tanks	14	14	14
Pump Stations/Wells	10	10	10
Water Pumps	21	21	21
Lake Dams	3	3	3
Storage - Million Gallons	29	29	29
Water Tank Maintenance Hours	197	180	204
Water Pump Station Repairs	13	90	19
Water Purchased - Average MGD	14.34	13.00	12.48
Water Samples Taken	248	250	254
Sewer Mains - Miles	500	500	500
Manholes	11,500	11,500	11,500
Sewer Service Accounts	30,378	34,000	30,654
Sewer Line TV Inspected - Feet	23,885	18,000	26,826
Sewer Lines Cleaned - Feet	190,139	300,000	168,373
Sewer Line Replace/Lined - Feet	385	2,000	870
Sewer Line Point Repairs	41	30	28
Manholes Repaired/Constructed	54	80	47
Sewer Overflows	25	25	47
New Water Connections Made	22	55	26
New Sewer Connections Made	30	40	48

Water & Sewer Maintenance Division Water Distribution/Storage System Maintenance

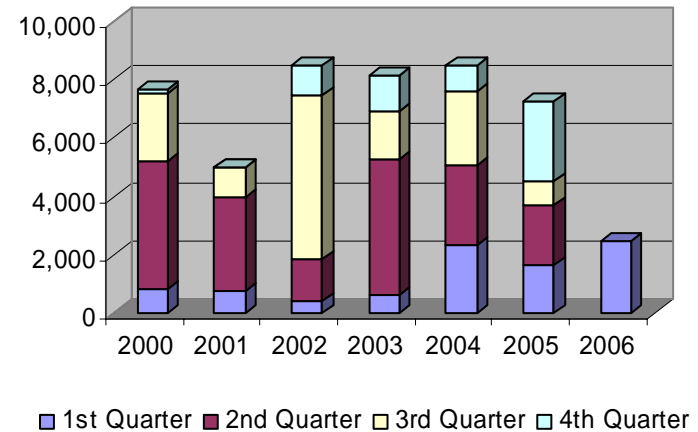
Water Leaks Repaired



Water Samples Taken

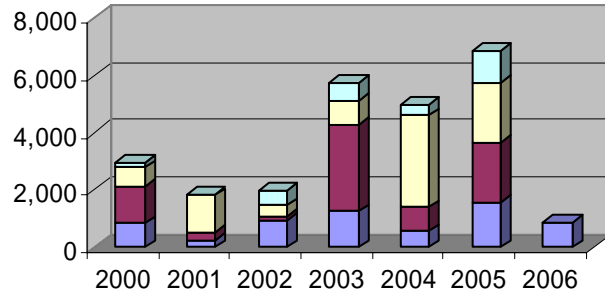


Water Line Constructed



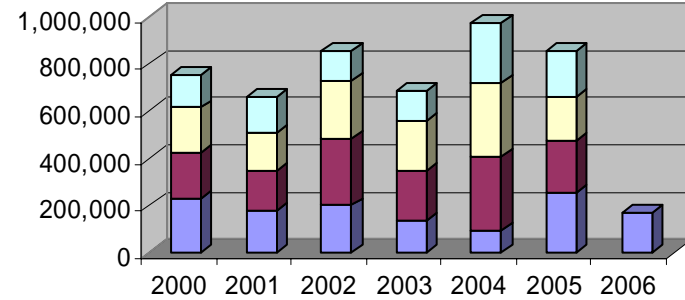
Water & Sewer Maintenance Division Sanitary Sewer System Maintenance

Sewer Line Constructed/Lined



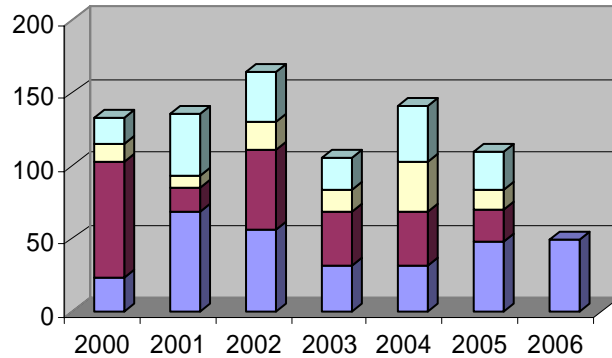
■ 1st Quarter ■ 2nd Quarter ■ 3rd Quarter ■ 4th Quarter

Sewer Line Cleaned



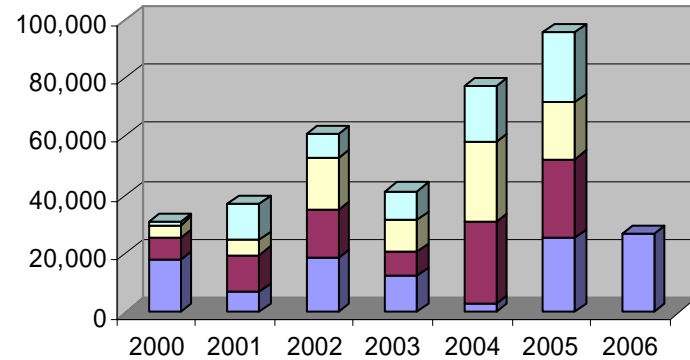
■ 1st Quarter ■ 2nd Quarter ■ 3rd Quarter ■ 4th Quarter

Sanitary Sewer Overflows



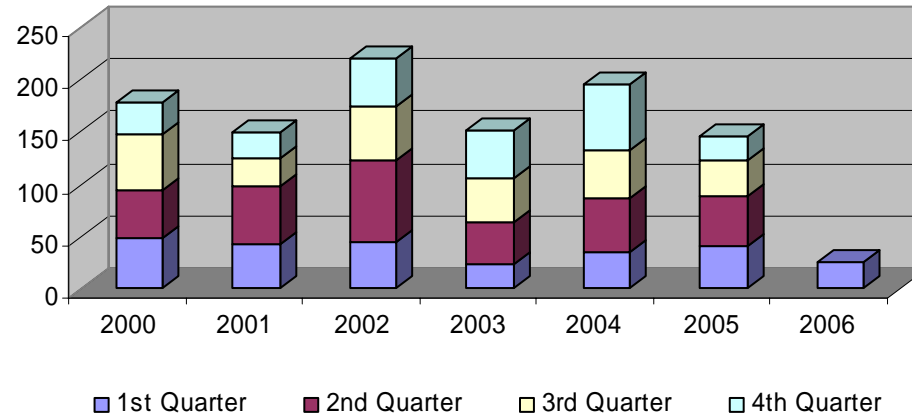
■ 1st Quarter ■ 2nd Quarter ■ 3rd Quarter ■ 4th Quarter

Sewer Line Televised

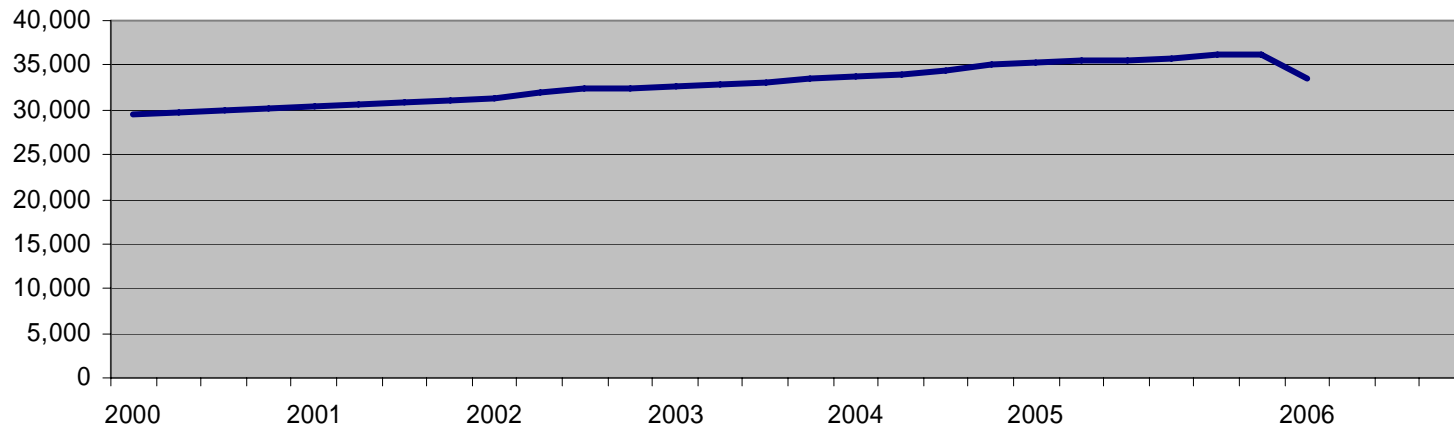


■ 1st Quarter ■ 2nd Quarter ■ 3rd Quarter ■ 4th Quarter

Water & Sewer Maintenance Division New Water Connections Made

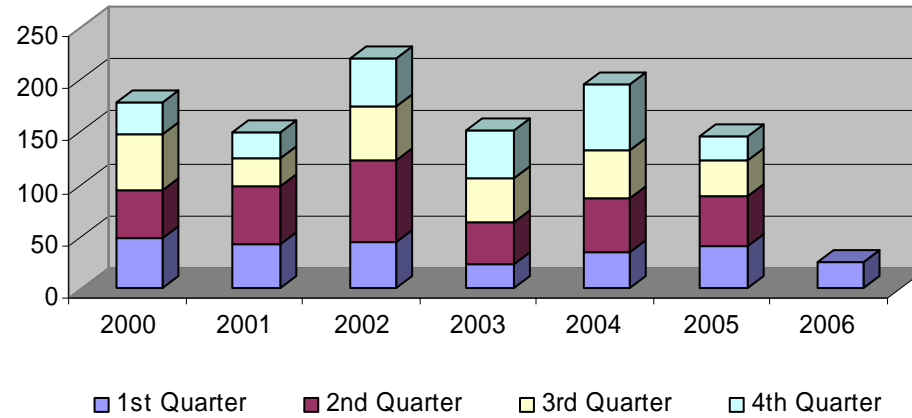


Water Service Accounts (Total)

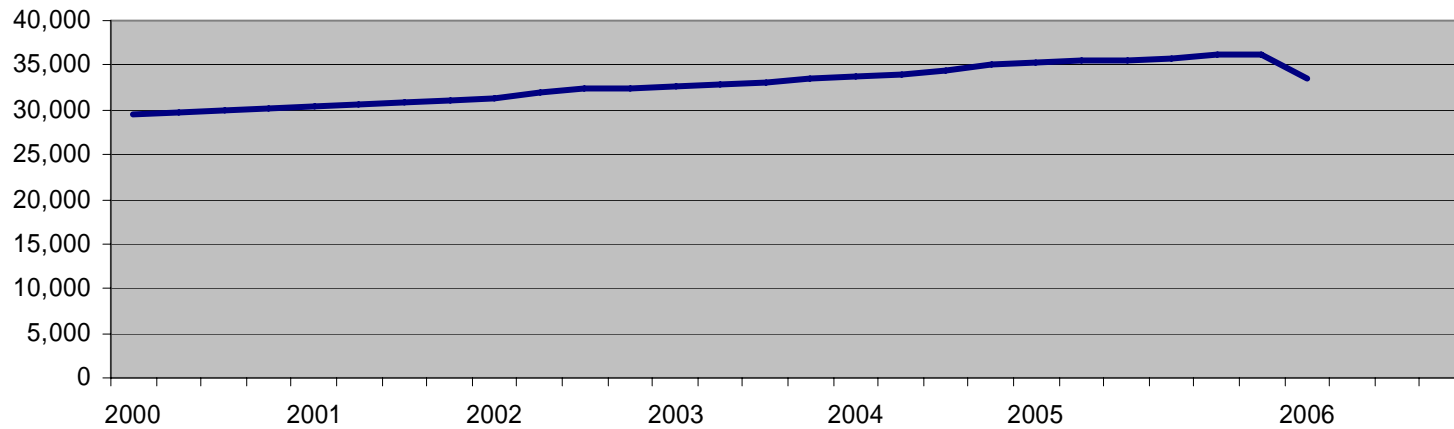


Water & Sewer Maintenance Division

New Water Connections Made

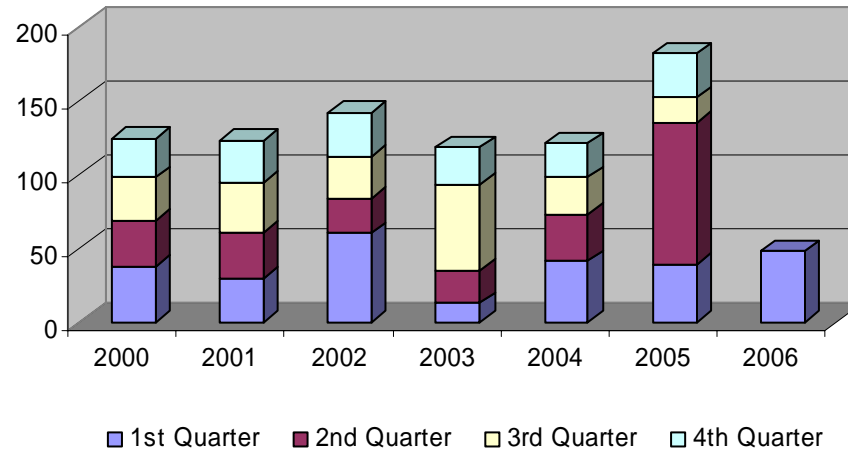


Water Service Accounts (Total)

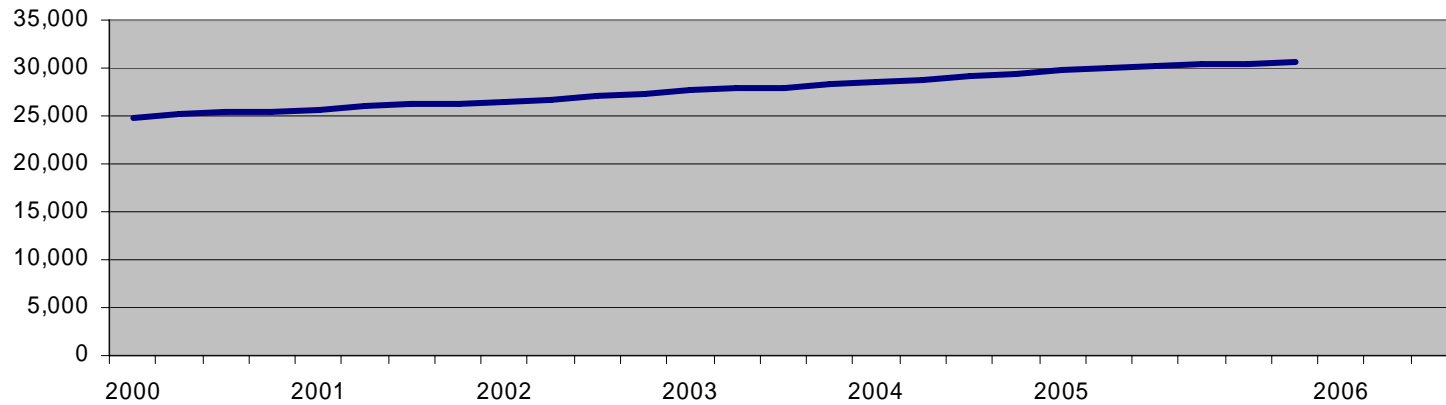


Water & Sewer Maintenance Division

New Sewer Connections Made



Sewer Service Accounts (Total)



Wastewater Treatment Plant

EFFLUENT CHARACTERISTICS (Average)

<u>PARAMETER</u>	<u>JANUARY</u>		<u>FEBRUARY</u>		<u>MARCH</u>	
	<u>PERMIT</u>	<u>ACTUAL</u>	<u>PERMIT</u>	<u>ACTUAL</u>	<u>PERMIT</u>	<u>ACTUAL</u>
BOD5, mg/l	10.00	2.10	10.00	2.00	10.00	1.80
TSS, mg/l	15.00	4.60	15.00	2.80	15.00	2.70
Phosphorus, mg/l	1.00	0.54	1.00	0.37	1.00	0.28
Ammonia Nitrogen, mg/l	5.00	0.50	5.00	0.43	5.00	0.44
Chlorine Residual, mg/l	0.10	0.04	0.10	0.03	0.10	0.02
Dissolved Oxygen, mg/l (min.)	10.00	10.10	10.00	10.70	10.00	10.10
pH, s.i. (minimum)	6.00	7.00	6.00	7.00	6.00	7.30
pH, s.i. (maximum)	9.00	7.80	9.00	7.80	9.00	8.00
Fecal Coliform	1,000	43	1,000	57	1,000	6
White River Discharge, MGD	—	5.51	—	5.23	—	7.22
Mud Creek Discharge, MGD	6.10	4.64	6.10	4.72	6.10	5.64
Storage Pond Change, MG	—	(19.53)	—	0.00	—	(18.09)
Irrigation to SMS, MG	—	0.00	—	0.00	—	0.00
White River Phosphorus, lbs/d	52	24	52	17	52	17
Mud Creek Phosphorus, lbs/d	52	20	52	14	52	12

Police Department

Frank Johnson, Chief of Police

2006 Management Agenda

1) Service Improvements 2006-2007

- a) Justice Center and Public Safety Complex Direction - One Year Actions: The Mayor included building a new “state of the art” police facility as a goal in his 2006 State of the City Address. So far this year, the Mayor has facilitated council tours of the Police Department and conducted several meetings with key stakeholders to determine where a new building will be located (Tyson Mexican Original site or current Rock Street location) and to discuss various immediate short-term space needs. Leasing space in the GCM Building for police administration, district court, and the prosecuting attorney’s office was a viable option under consideration to meet current needs while a new facility was being constructed. Partial funding for the new facility was expected to come from general revenue income contingent on the library securing funding through a property tax increase but voters declined to support the dedicated millage.

Patrol

Although calls for services remained steady, Priority 1 calls (emergencies involving potential loss of life or property and require a multiple officer response) have increased 7% in the first quarter.

During the quarter, the reduction in accidents with injuries, the increase of DWI arrests, and the increase of citations issued can be attributed to the directed traffic enforcement activities in target areas. The locations for increased traffic enforcement are determined by reviewing citizen complaints, accidents, road conditions, and availability of manpower.

Reported alarms decreased by 71% in the first quarter. The Community Oriented Policing Division continues to correspond with any individual or business that has multiple alarms within a month. Staff also met with the vice president of Arkansas Burglar and Fire Alarm Association to discuss a proposed ordinance designed to reduce false alarms. These continuing efforts are instrumental in reducing the amount of time officers spend responding to false alarms.

Support Services

Operating lobby hours for the Records Division is 7:00 a.m. to 6:00 p.m., Monday through Friday.

Records processed include creation of all case files, arrests and narratives supporting arrests, and data entry of all tickets and warrants. Double entry of all misdemeanor arrests is necessary to support the current District Court software system. The budgeted records processed total reflected full utilization of digital imaging of current and archived records by using the City’s document imaging system. This project is slightly behind and imaging will begin in the second quarter and full implementation is expected by the end of the year.

During the quarter, in preparation for moving the Warrants Division from the jail to Support Services, 2,023 active warrants from the years 2001 and 2002 were purged and deleted from the system while 1,921 active warrants were served. Also during the quarter, the Warrants Division sent letters informing individuals they had a warrant. Included in the letter was information for possible ways of taking care of the issue. This resulted in serving 751 active warrants over the first quarter of 2005.

The department began the process of complying with standards set by The Commission on Accreditation for Law Enforcement Agencies (CALEA). The overall purpose of the Commission's accreditation program is "to improve delivery of law enforcement service by offering a body of standards, developed by law enforcement practitioners, covering a wide range of up-to-date law enforcement topics. It recognizes professional achievements by offering an orderly process for addressing and complying with applicable standards." CALEA accreditation is estimated to take 18 to 24 months.

Drug Enforcement

The Drug Enforcement program reflects the efforts of the Fourth Judicial District Drug Task Force. Drug cases have increased by 66%. This increase is attributed in part to the State Law limiting the purchase of ephedrine-based products. Ephedrine is a key ingredient in the manufacturing of methamphetamine. The seizure of methamphetamine labs has been reduced by more than 50% since the law was passed. This has allowed all officers more time for intelligence follow-up leading to cases opened and arrests made.

Central Dispatch

During the quarter, Police calls remained on track with 2005. Police self-initiated calls increased by 17%. This increase can be partially attributed to officers having more time for patrol since they are no longer responding to unlocks and parking lot accidents.

Due to the automated phone system, calls received by Dispatch personnel continue to decrease. This allows personnel to devote more quality time to the increasing 9-1-1 calls and radio traffic generated by officers conducting self-initiated calls.

In spite of the overall increase of activity within the Dispatch Center, no citizen complaints were reported during the quarter.

Animal Services

City Licenses sold during the quarter increased by 18% over the same time period in 2005. Animal Services continues to actively publicize animal licensing through the area veterinarian clinics.

Warnings and Citations written are up 55% due to zero tolerance of dogs and cats running at large without current rabies vaccinations and City license tags. The zero tolerance policy was implemented in 2005 due to 85 bites reported in 2005, most of which required medical attention. Animal bite reports have decreased in the first quarter.

One thousand twenty-nine strays and surrenders were sheltered during the quarter. This is an increase of 12 animals compared to 2005.

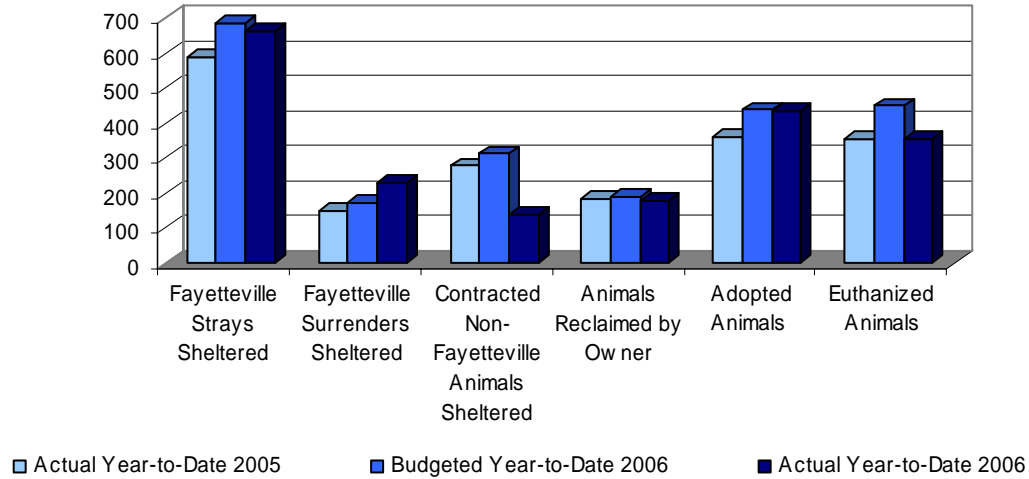
During the quarter, animal adoptions increased by 76 animals and euthanasia's decreased by three animals over the same time period in 2005.

Animal Services Division

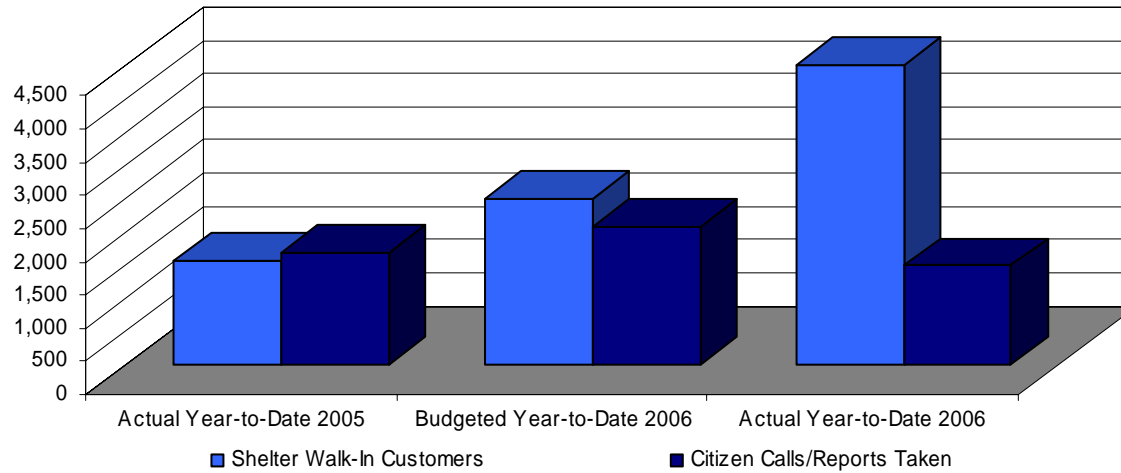
Animal Services Performance Measures	Actual Year-to-Date 2005	Budgeted Year-to-Date 2006	Actual Year-to-Date 2006
Citizen Calls/Reports Taken	1,668	2,062	1,482
Officer Emergency After Hour Responses	173	140	112
City Licenses Sold	584	750	717
Warnings/Citations Issued	38	35	85
Animal Bite Investigations	16	19	12
Animal Cruelty Investigations	52	50	55
Animals Reclaimed by Owner	185	188	177
Stray Animals Picked Up:			
Domestic	368	375	387
Wildlife	55	75	50
Livestock	9	13	14
Fayetteville Strays Sheltered	589	688	664
Fayetteville Surrenders Sheltered	149	175	228
Contracted Non-Fayetteville Animals Sheltered	279	313	137
Adopted Animals	361	438	437
Euthanized Animals	357	450	354
Cost per Animal/Five Days Shelter	\$75.00	\$75.00	\$75.00
Shelter Walk-In Customers	1,561	2,500	4,684
Adopted Animals Sterilized	319	350	364
Low Cost Spay/Neuters Performed	317	375	406
Veterinarian Emergency After Hour Responses	7	9	8

Animal Services Division

Shelter Population

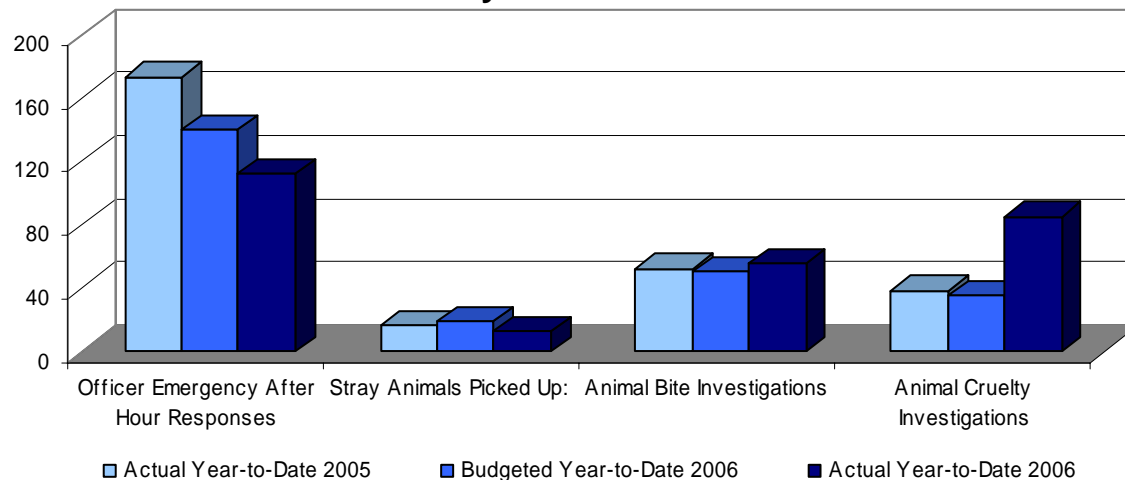


Citizen Contacts

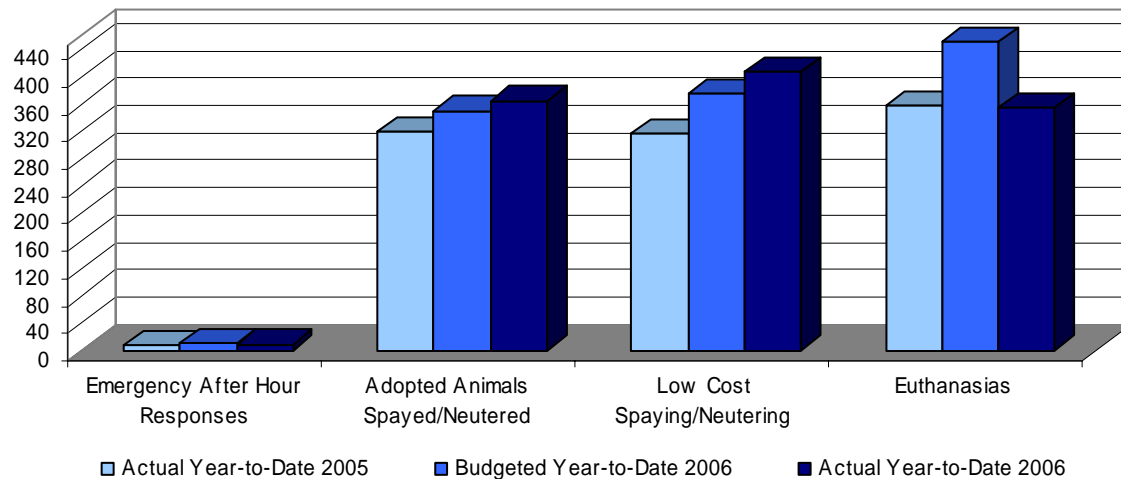


Animal Services Division

Actions Taken by Animal Services Officers



Procedures Performed by Animal Services Veterinarian



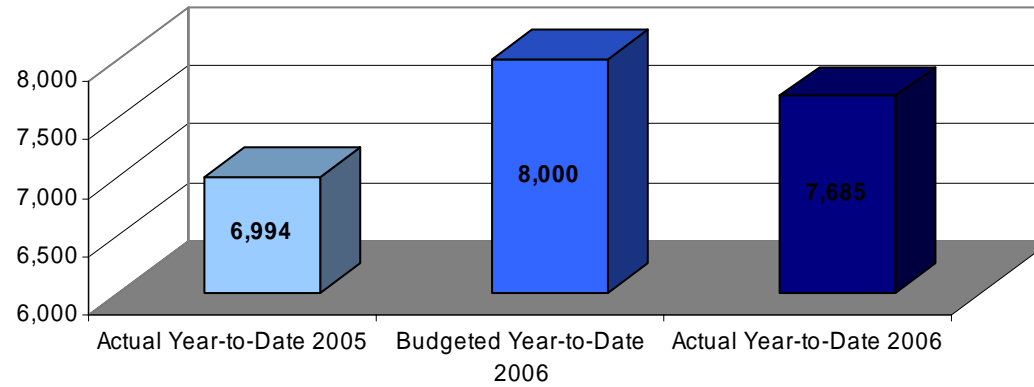
Central Dispatch Division

Central Dispatch Performance Measures	Actual Year-to-Date 2005	Budgeted Year-to-Date 2006	Actual Year-to-Date 2006
Total Calls for Service	11,748	12,700	12,034
Police	9,828	10,500	9,881
Fire	1,505	1,550	1,586
Citywide	415	650	566
Police Self-Initiated Calls	18,898	21,000	22,768
Telephone Calls (Minus 9-1-1)	35,467	37,500	32,145
9-1-1 Calls	6,994	8,000	7,685
Code 0/Code X calls*	284/946	N/A	259/816
Overtime/Comp Time Hours	376	313	674
9-1-1 Salary Reimbursement	62,912	61,357	67,462
Average Minutes Police on a Call	21	20	23
Average Minutes Fire on a Call	16	16	17
Average 9-1-1 Calls per Day	78	85	85

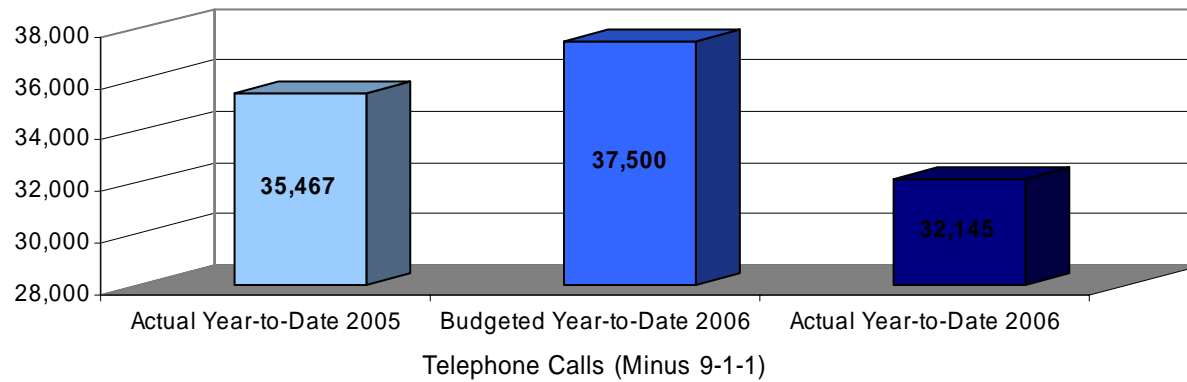
*Code 0 indicates there are no officers available to respond to calls for service. Code X indicates a Priority 2 Call (non-emergency call with the potential to escalate to emergency calls) or a Priority 3 call (non-emergency call) in which there are no officers available in that particular area to respond to calls for service.

Central Dispatch Division

Fayetteville 911 Calls

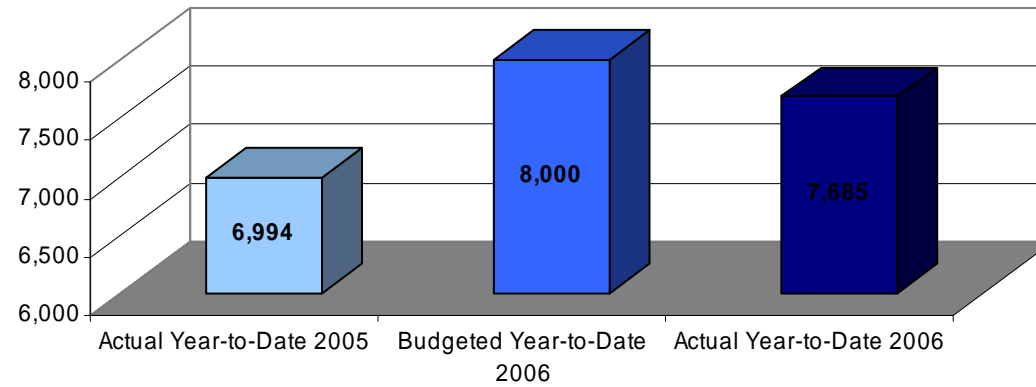


Police Business Telephone Calls

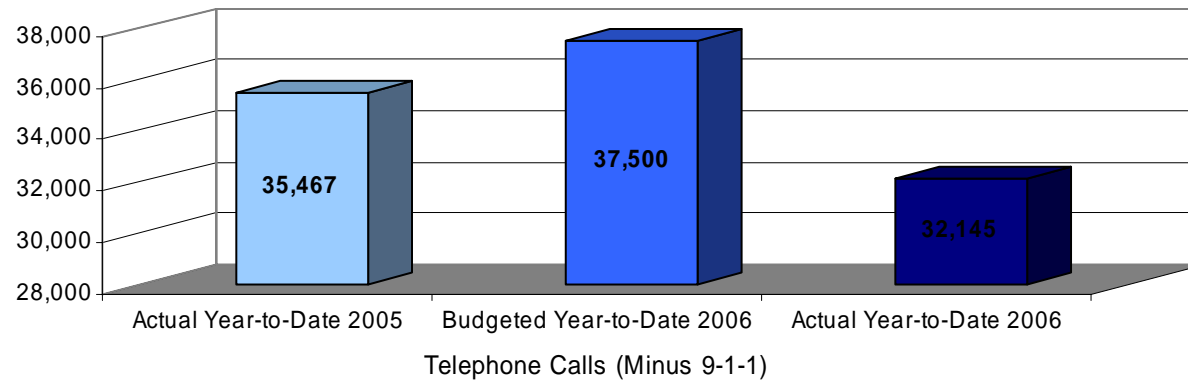


Central Dispatch Division

Fayetteville 911 Calls



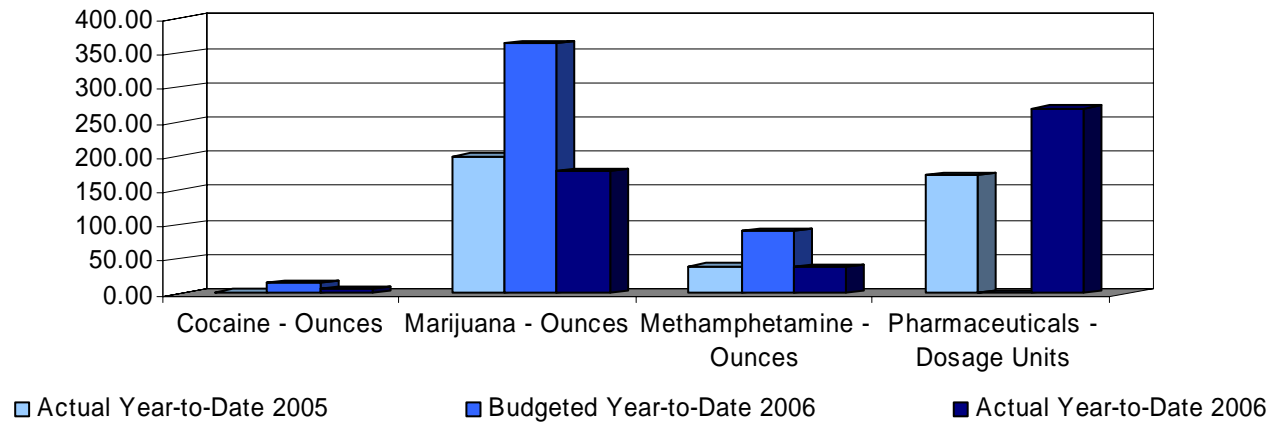
Police Business Telephone Calls



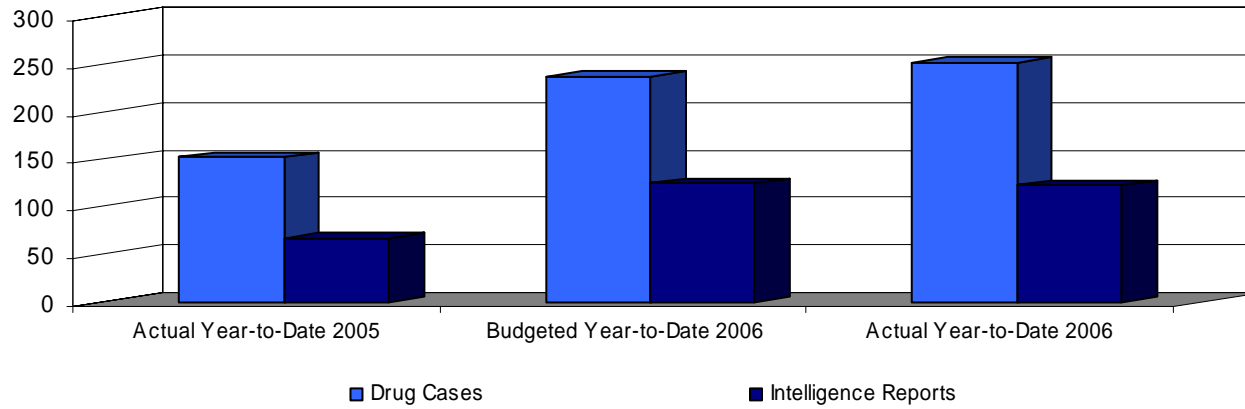
Drug Enforcement Program

Drug Enforcement Performance Measures	Actual Year-to-Date 2005	Budgeted Year-to-Date 2006	Actual Year-to-Date 2006
Drug Cases	152	237	252
Intelligence Reports	67	125	123
Arrests Made	140	237	253
Case Clearance Rate	90.00%	97.00%	91.00%
Drugs Seized: Cocaine - Ounces	2.50	15.00	6.73
Marijuana - Ounces	200.00	364.58	178.92
Methamphetamine - Ounces	40.00	91.15	38.97
Pharmaceuticals - Dosage Units	172.00	N/A	269.50
Weapons Seized	7	N/A	10
Methamphetamine Hotline Calls	N/A	N/A	10

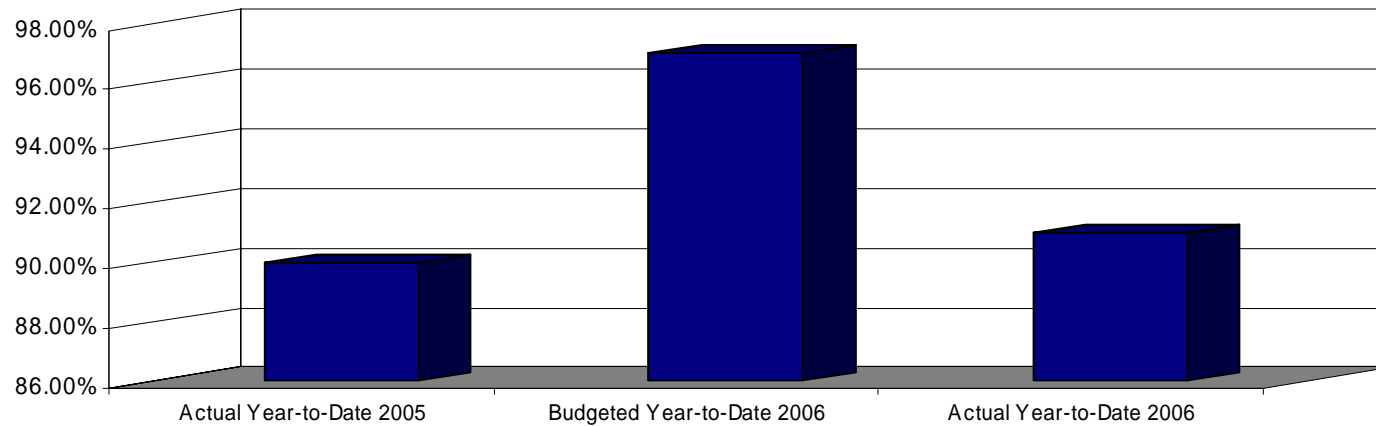
Illegal Drugs Seized



Drug Enforcement Program Drug Enforcement Cases/Intelligence Reports

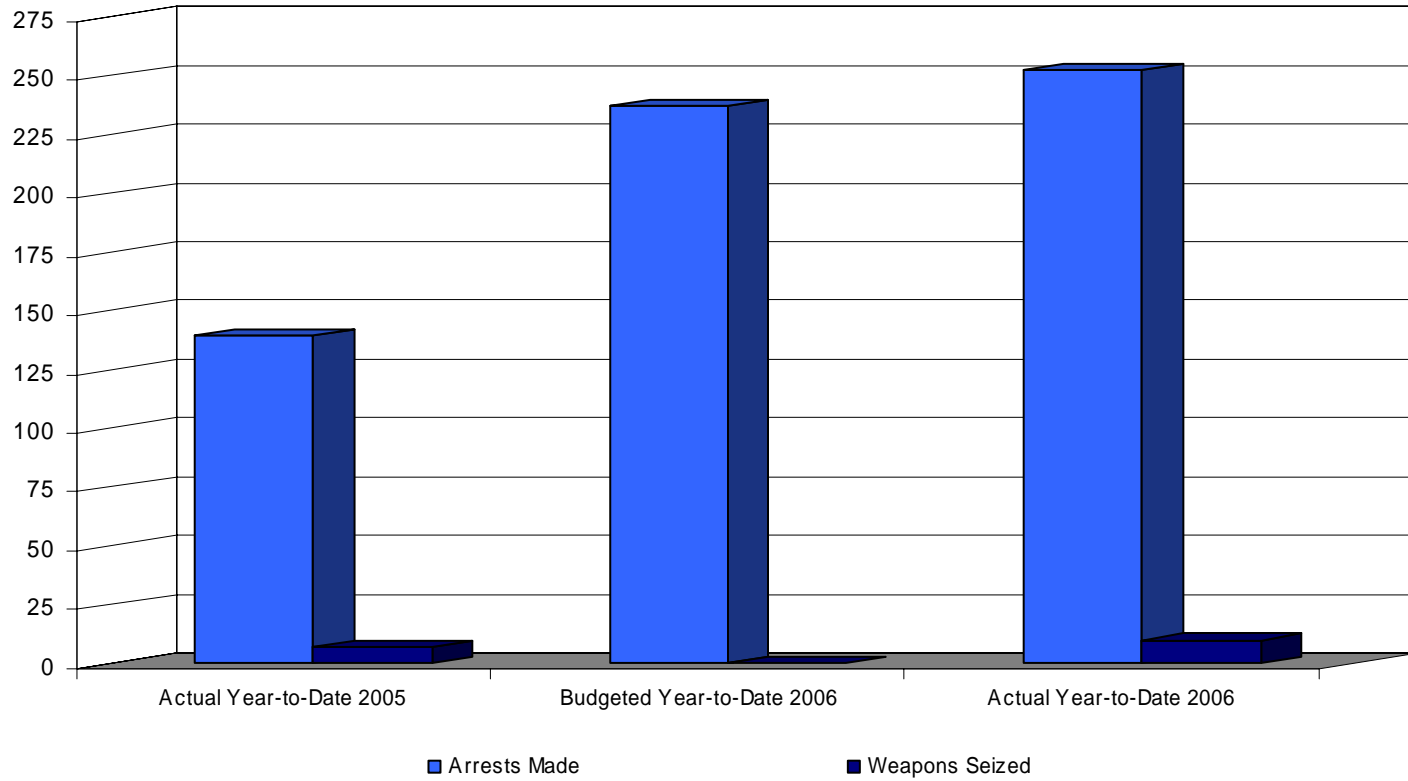


Drug Enforcement Case Clearance Rate



Drug Enforcement Program

Arrests Associated with Drug Enforcement Cases



Patrol Program

Patrol Program Performance Measures	Actual Year-to-Date 2005	Budgeted Year-to-Date 2006	Actual Year-to-Date 2006
Calls for Police Service*	9,828	10,500	9,881
Priority 1 calls	1,077	N/A	1,156
Priority 2 calls	3,924	N/A	4,140
Priority 3 calls	4,827	N/A	4,585
Traffic Accidents	729	787	736
Traffic Accidents with Injuries	198	215	93
Traffic Accidents with Fatalities	0	1	2
Total Citations Issued	5,375	6,250	5,642
Littering Citations	N/A	N/A	23
Loud Vehicle Stereo Citations	N/A	N/A	15
Seat Belt/Child Safety Citations	N/A	N/A	169 / 34
Warning Citations Issued	4,250	5,000	3,925
Arrests Made	2,370	1,737	1,317
DWI Arrests	188	171	246
Cases Assigned to/Cleared by CID	256 / 162	571 / 382	239 / 164
Alarm Responses/% of False Alarms	1,658 / 99%	N/A	972 / 99%
Emergency Response - Minutes (Priority 1 calls)	4:52	4:45	4:48

* Calls for Service

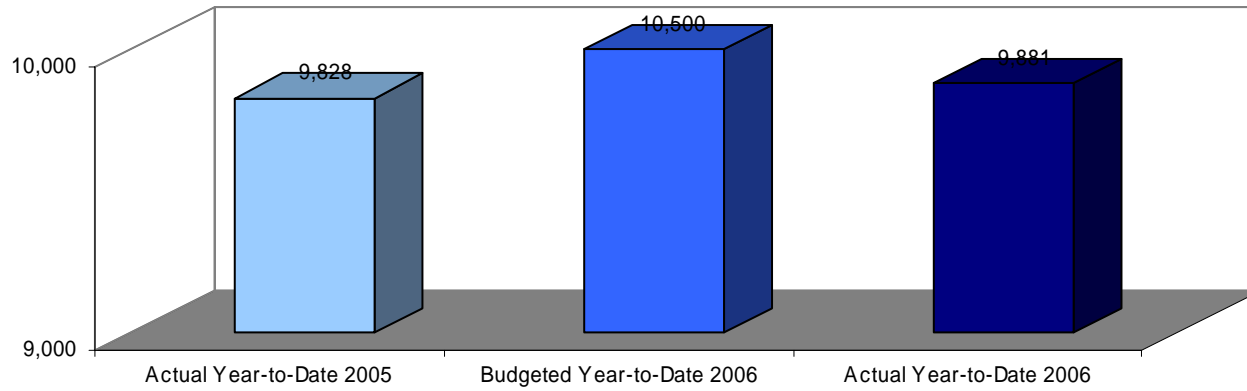
 Priority 1 Calls = Emergency calls

 Priority 2 Calls = Non-emergency calls with the potential to escalate to emergency calls

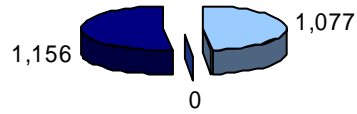
 Priority 3 Calls = Non-emergency calls

Patrol Program

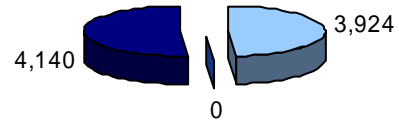
Calls for Police Service



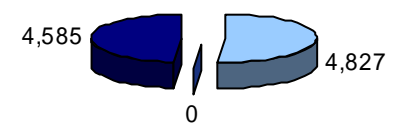
Priority 1 Calls



Priority 2 Calls

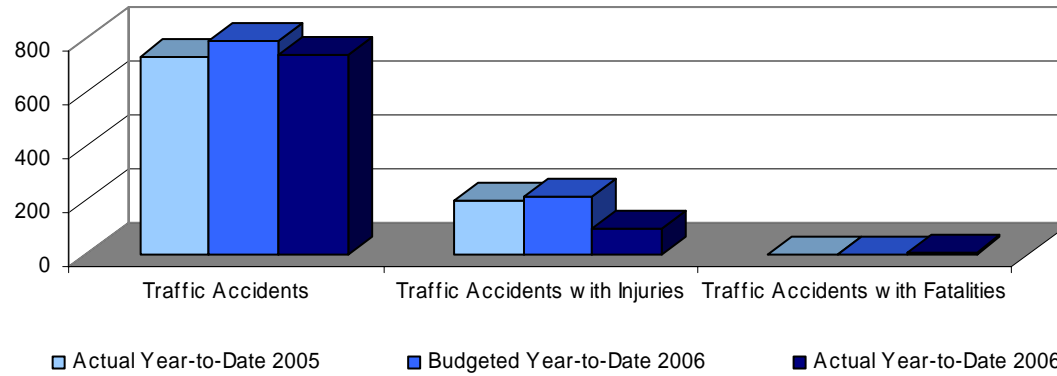


Priority 3 Calls

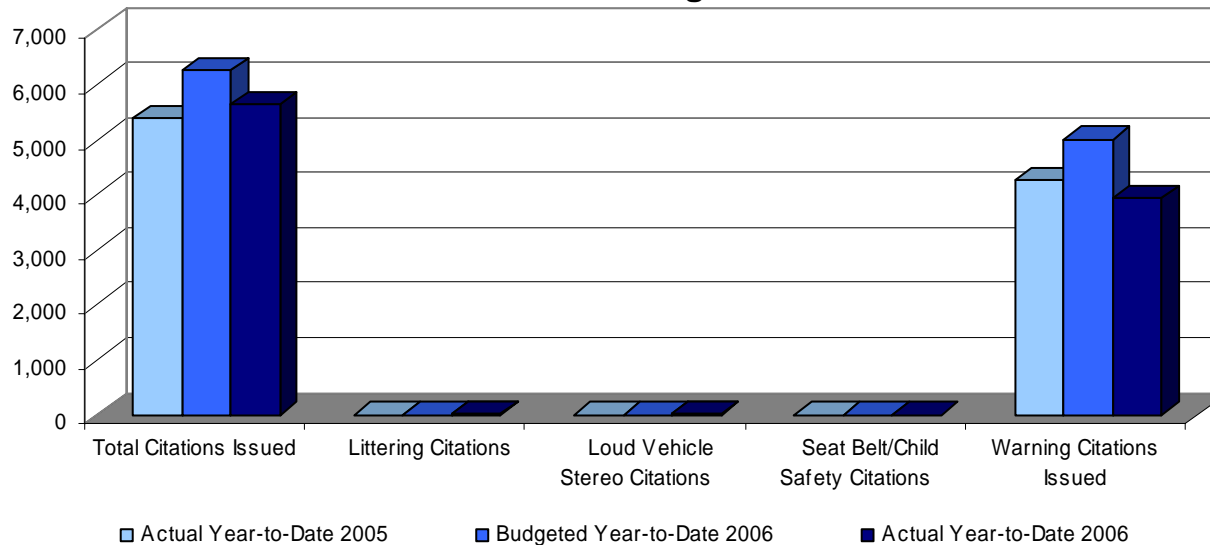


Patrol Program

Traffic Accidents

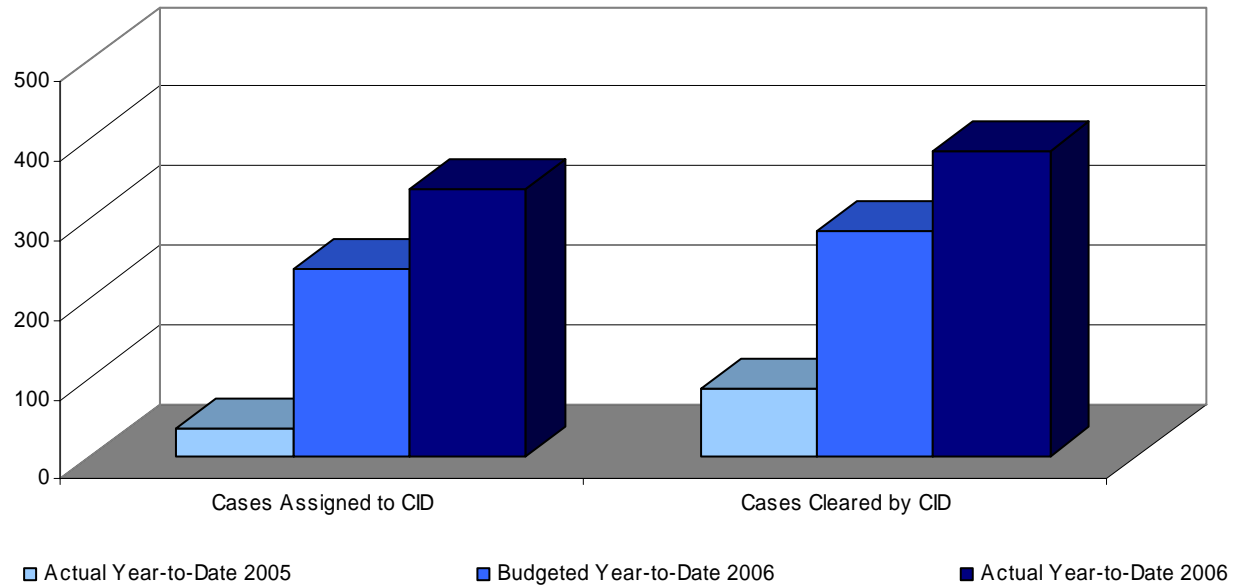


Tickets & Warnings Issued



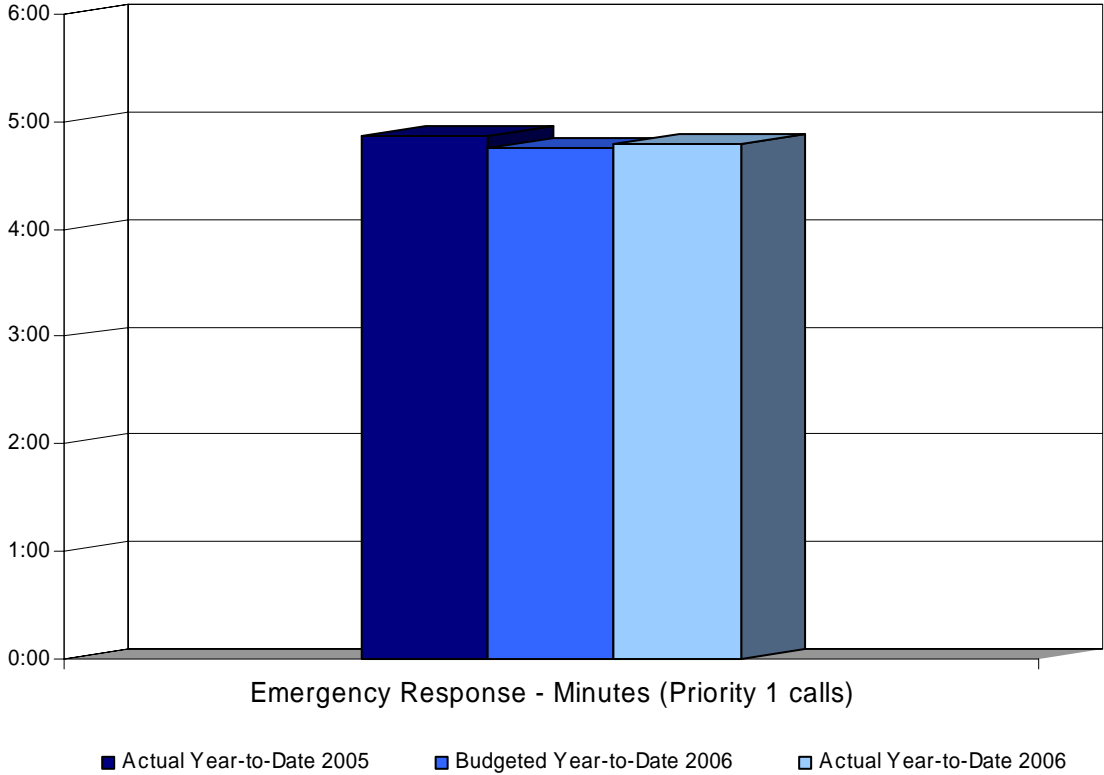
Patrol Program

Criminal Investigation Division Assigned and Cleared Crimes



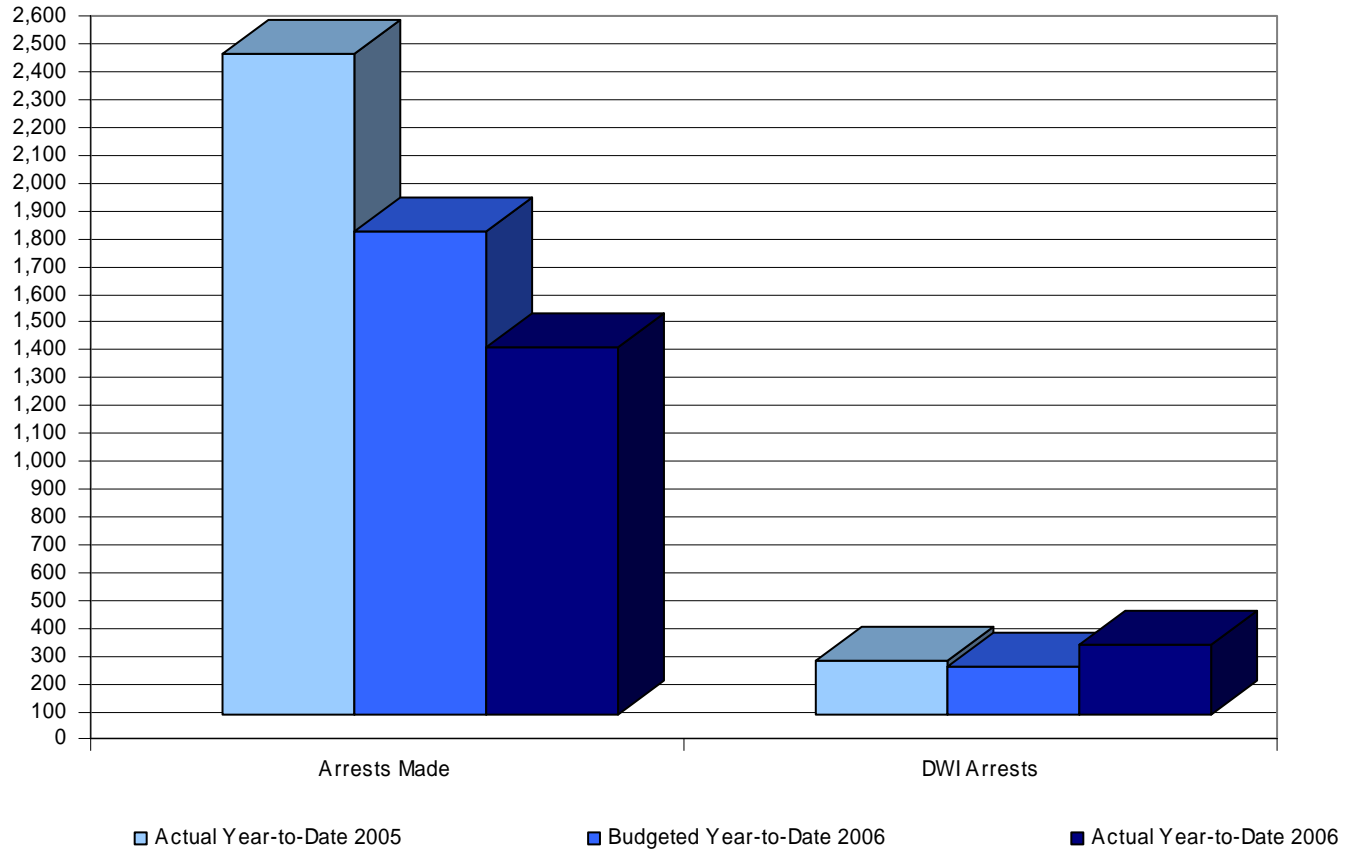
Patrol Program

Police Department Emergency Response Time High Priority Calls



Patrol Program

Arrests



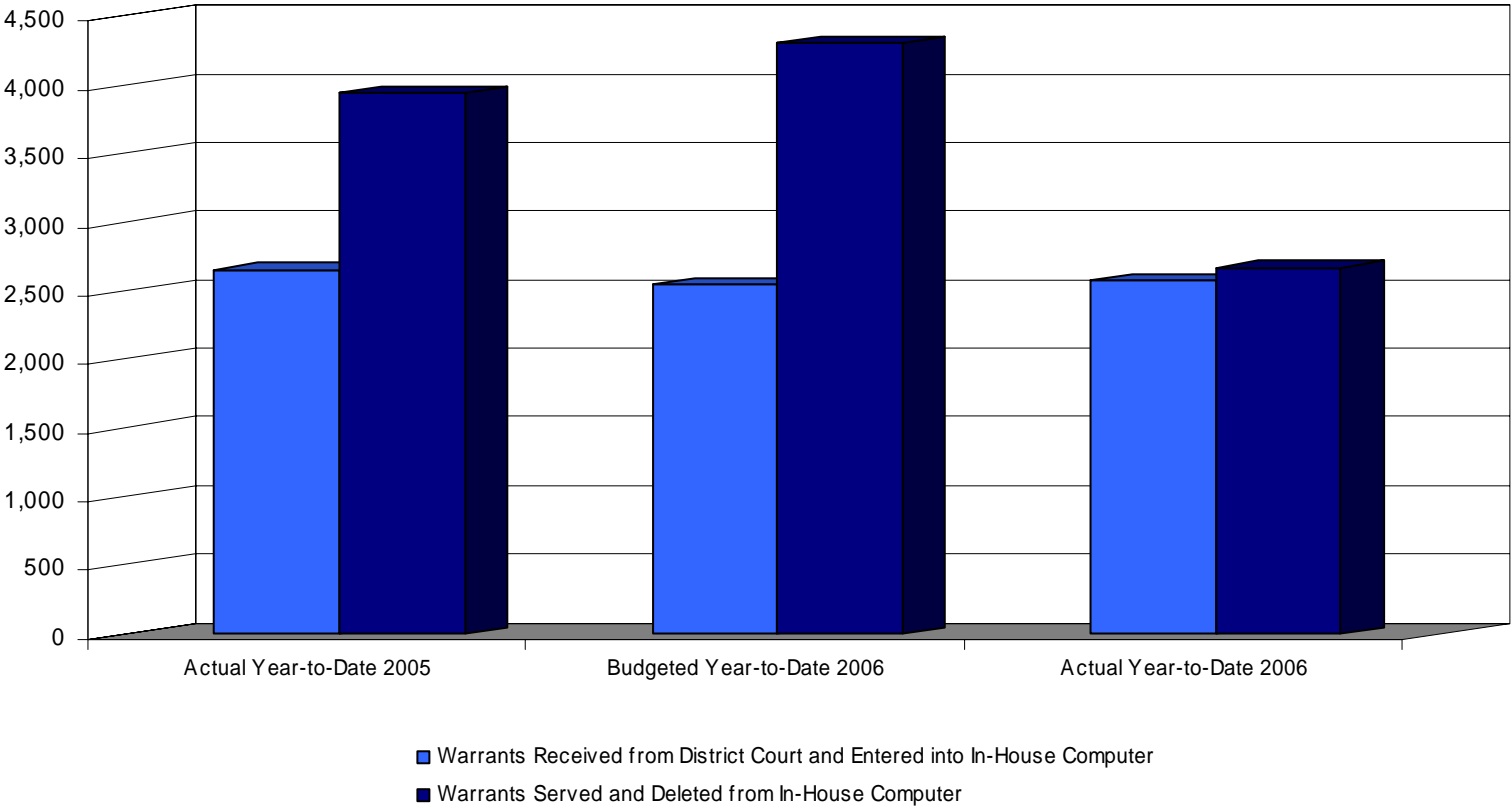
Support Services Program

Support Services Performance Measures	Actual Year-to-Date 2005	Budgeted Year-to-Date 2006	Actual Year-to-Date 2006
Funds Collected on Bonds and Fines	\$ 630,127	\$ 687,500	\$ 747,329
Records Processed	15,930	30,750	13,083
PACE Reports Transcribed	2,238	N/A	3,355
Accidents entered into In-House Computer	729	N/A	736
Traffic Citations entered into Court Computer	5,375	N/A	5,397
Criminal Citations entered into Court Computer	N/A	N/A	797
Arrests entered into In-House Computer	2,370	N/A	1,317
Arrests entered into Court Computer	2,370	N/A	1,481
Warrants Received from District Court and Entered into In-House Computer	2,658	2,550	2,578
Warrants Served and Deleted from In-House Computer	3,940	4,312	2,672
Property & Evidence Items Collected	2,428	2,625	2,900
Percentage of CALEA* Standards Met	N/A	N/A	26%
Grants Managed	5	6	7
Grants Awarded	\$ 106,005	\$ 510,000	\$ 811,145

*Commission on Accreditation for Law Enforcement Agencies, Inc. (CALEA)

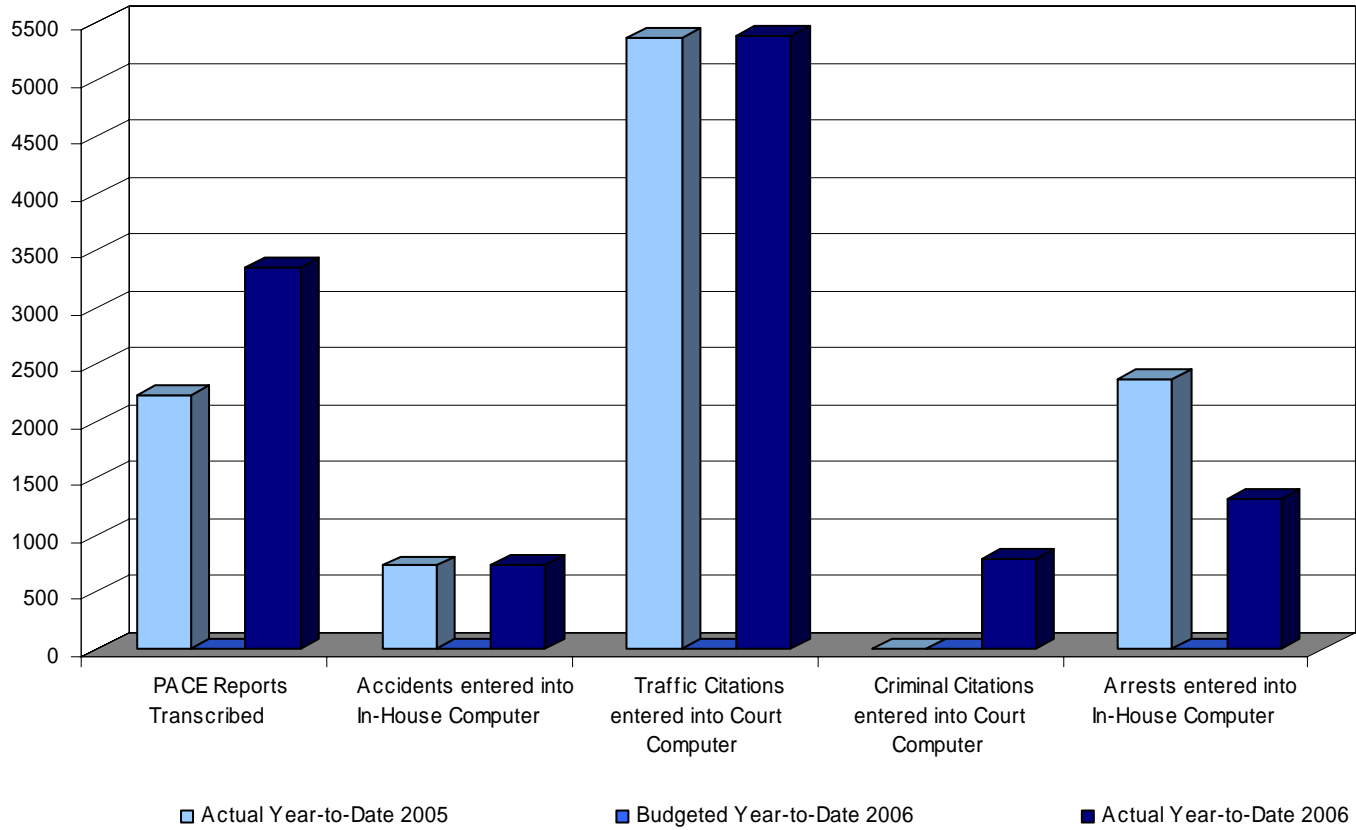
Support Services Program

Warrants Issued and Served



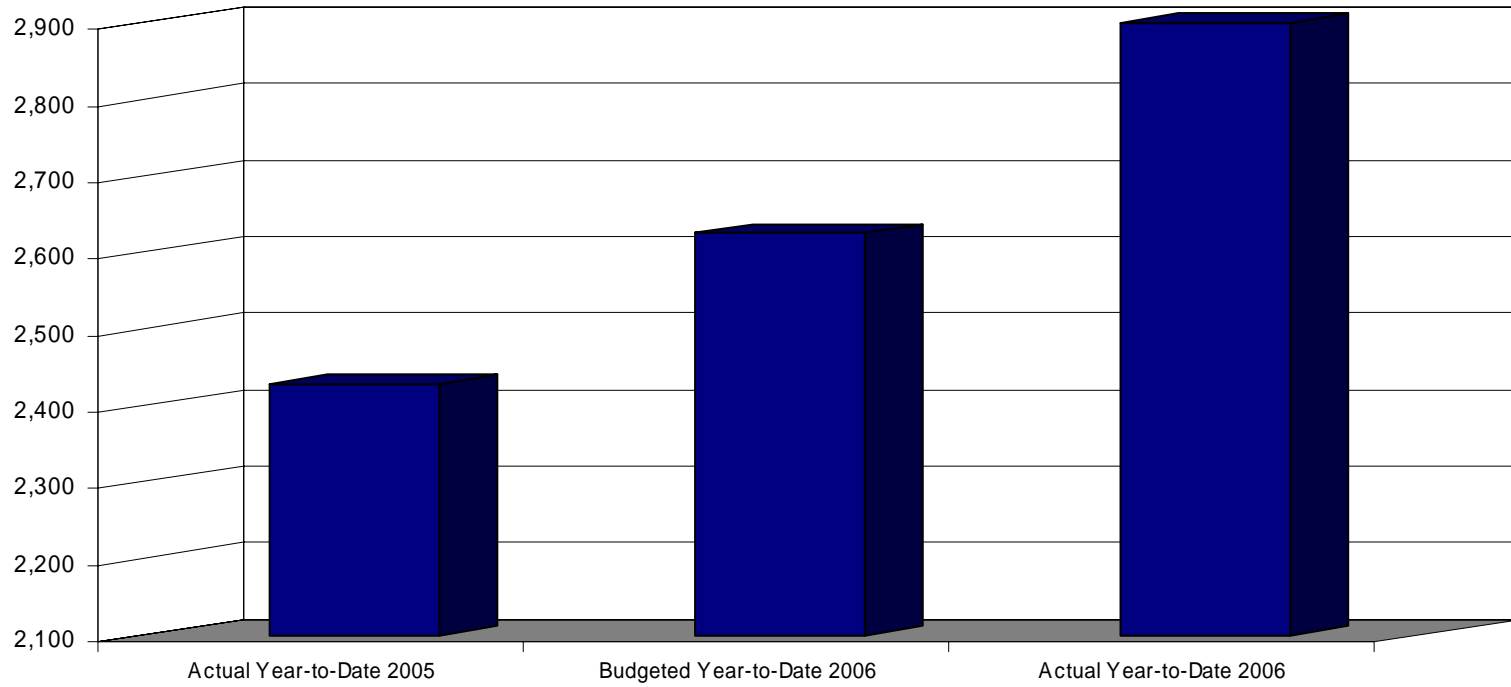
Support Services Program

Total Police Department Records Processed by Type



Support Services Program

Property & Evidence Items Collected



City of Fayetteville, Arkansas

- 2006 Budget Adjustments Requiring Use of Reserves

Fund	Account Number	Project Number	Project Description	Date	Description	Budget Amendments	
						Rebudget	Adjustment
<i>Use of Fund Balance Items (All Funds):</i>							
1010	1010.0001.4999.99		General Fund	20060228	D: 3.5% Pay Plan Increase	-	(439,753)
1010	1010.0001.4999.99		General Fund	20060301	E: Close out the Fund	-	56,880
1010	1010.0001.4999.99		General Fund	20060331	D: 2005 Rebudgets	(1,776,991)	-
2100	2100.0910.4999.99		Street Fund	20060331	D: 2005 Rebudgets	(1,765)	-
2130	2130.0913.4999.99		Off-Street Parking Fund	20060331	D: 2005 Rebudgets	(288,732)	-
2250	2250.0925.4999.99		Parks Development Fund	20060331	D: 2005 Rebudgets	(1,252,194)	-
2300	2300.0930.4999.99		Impact Fee Fund	20060221	D: Legacy Pt 4 Cost Share	-	(21,503)
2300	2300.0930.4999.99		Impact Fee Fund	20060331	D: 2005 Rebudgets	(946,922)	-
2930	2930.0993.4999.99		Drug Law Enforcement Fund	20060331	D: 2005 Rebudgets	(3,990)	-
3170	3170.0917.4999.99		Arts Center Bond Fund	20060301	E: Close out the Fund	-	(56,880)
4150	4150.0915.4999.99		Library Construction Fund	20060331	D: 2005 Rebudgets	(12,000)	-
4270	4270.0927.4999.99		Replacement Fund	20060331	D: 2005 Rebudgets	(251,729)	-
4470	4470.0947.4999.99		Sales Tax Construction Fund	20060213	B: Autodesk Civil 3D	-	(3,000)
4470	4470.0947.4999.99		Sales Tax Construction Fund	20060331	D: 2005 Rebudgets	(9,646,341)	-
4470	4470.0947.4999.99		Sales Tax Construction Fund	20060329	B: Police Color Copier	-	(9,359)
4470	4470.0947.4999.99		Sales Tax Construction Fund	20060327	A: RFP Economic Corridor	-	(2,000)
4480	4480.0948.4999.99		Wastewater System Improvement Project	20060331	D: 2005 Rebudgets	(105,350,682)	-
4490	4490.0949.4999.99		Tax Increment Financing Project Fund	20060331	D: 2005 Rebudgets	(90,425)	-
5400	5400.0940.4999.99		Water & Sewer Fund	20060207	D: Increase Wedington Pro	-	(147,945)
5400	5400.0940.4999.99		Water & Sewer Fund	20060207	D: Reduce AHTD Cost Share	-	(314,231)
5400	5400.0940.4999.99		Water & Sewer Fund	20060331	D: 2005 Rebudgets	(12,792,590)	-
5500	5500.0950.4999.99		Solid Waste Fund	20060331	D: 2005 Rebudgets	(107,640)	-
5550	5550.0955.4999.99		Airport Fund	20060331	D: 2005 Rebudgets	(374,820)	-
5690	5690.0969.4999.99		Continuing Education Center Fund	20060101	E: Correct Depreciation	-	(85,500)
6810	6810.0981.4999.99		Fire Pension Fund	20060302	E: Recalculate DROP	-	(15,406)
9700	9700.0970.4999.99		Shop Fund	20060331	D: 2005 Rebudgets	(2,168,142)	-
						<u>(135,064,963)</u>	<u>(1,038,697)</u>

City of Fayetteville, Arkansas

- 2006 Budget Adjustments Requiring Use of Reserves

Fund	Account Number	Project Number	Project Description	Date	Description	Budget Amendments	
						Rebudget	Adjustment
<i>General Fund (1010):</i>							
1010	1010.6400.5801.00	02009	Automated Field Inspection System	20060331	D: 2005 Rebudgets	19,700	-
1010	1010.1330.5314.00	03023	User Fee and Cost Allocation Plan	20060331	D: 2005 Rebudgets	4,060	-
1010	1010.6600.5200.00	03024	Cityplan 2025 Study	20060331	D: 2005 Rebudgets	1,704	-
1010	1010.6600.5306.00	03024	Cityplan 2025 Study	20060331	D: 2005 Rebudgets	1,669	-
1010	1010.6600.5308.00	03024	Cityplan 2025 Study	20060331	D: 2005 Rebudgets	1,708	-
1010	1010.6600.5308.03	03024	Cityplan 2025 Study	20060331	D: 2005 Rebudgets	89	-
1010	1010.6600.5314.00	03024	Cityplan 2025 Study	20060331	D: 2005 Rebudgets	241,776	-
1010	1010.2900.5329.00	03044	Police Department Donations	20060331	D: 2005 Rebudgets	5,300	-
1010	1010.2940.5210.00	03044	Police Department Donations	20060331	D: 2005 Rebudgets	6,535	-
1010	1010.2900.5802.00	03045	PD Law Enforcement State Forfeitures	20060331	D: 2005 Rebudgets	5,741	-
1010	1010.2900.5802.00	03046	PD Law Enforcement Federal Forfeitures	20060331	D: 2005 Rebudgets	37,771	-
1010	1010.2720.5203.00	03048	Animal Services Miscellaneous Donations	20060331	D: 2005 Rebudgets	8,543	-
1010	1010.2720.5205.00	03048	Animal Services Miscellaneous Donations	20060331	D: 2005 Rebudgets	6,543	-
1010	1010.2720.5210.00	03048	Animal Services Miscellaneous Donations	20060331	D: 2005 Rebudgets	5,712	-
1010	1010.2720.5400.00	03048	Animal Services Miscellaneous Donations	20060331	D: 2005 Rebudgets	6,579	-
1010	1010.2730.5200.03	03048	Animal Services Miscellaneous Donations	20060331	D: 2005 Rebudgets	15,573	-
1010	1010.2730.5200.03	03049	Animal Low Cost Spay/Neuter Donations	20060331	D: 2005 Rebudgets	11,953	-
1010	1010.5280.5210.00	03050	YRCC Donations	20060331	D: 2005 Rebudgets	939	-
1010	1010.5280.5329.01	03050	YRCC Donations	20060331	D: 2005 Rebudgets	560	-
1010	1010.5260.5210.00	03051	Parks & Recreation Donations	20060331	D: 2005 Rebudgets	10,376	-
1010	1010.0001.4309.01	05037	COPS Methamphetamine Training Grant	20060331	D: 2005 Rebudgets	(49,048)	-
1010	1010.2940.5200.00	05037	COPS Methamphetamine Training Grant	20060331	D: 2005 Rebudgets	56	-
1010	1010.2940.5210.00	05037	COPS Methamphetamine Training Grant	20060331	D: 2005 Rebudgets	2,990	-
1010	1010.2940.5304.00	05037	COPS Methamphetamine Training Grant	20060331	D: 2005 Rebudgets	16,985	-
1010	1010.2940.5310.01	05037	COPS Methamphetamine Training Grant	20060331	D: 2005 Rebudgets	847	-
1010	1010.2940.5315.00	05037	COPS Methamphetamine Training Grant	20060331	D: 2005 Rebudgets	10,327	-
1010	1010.2940.5801.00	05037	COPS Methamphetamine Training Grant	20060331	D: 2005 Rebudgets	16,395	-
1010	1010.6600.5814.05	05039	Scull Creek Trail Corridor	20060331	D: 2005 Rebudgets	500,000	-
1010	1010.0001.4309.01	05045	Justice Assistance Grant	20060331	D: 2005 Rebudgets	(41,373)	-
1010	1010.2940.5210.00	05045	Justice Assistance Grant	20060331	D: 2005 Rebudgets	41,373	-
1010	1010.3020.5801.00	05052	SCBA Refill System	20060331	D: 2005 Rebudgets	41,488	-
1010	1010.6600.5732.00	05058	Emergency Ops Center - Wash Co.	20060331	D: 2005 Rebudgets	30,000	-
1010	1010.6650.5100.00	05059	Special Census - 2005	20060331	D: 2005 Rebudgets	300,000	-
1010	1010.6650.5105.00	05059	Special Census - 2005	20060331	D: 2005 Rebudgets	23,000	-
1010	1010.6650.5301.00	05059	Special Census - 2005	20060331	D: 2005 Rebudgets	10,000	-
1010	1010.6650.5315.00	05059	Special Census - 2005	20060331	D: 2005 Rebudgets	189,217	-
1010	1010.6650.5403.00	05059	Special Census - 2005	20060331	D: 2005 Rebudgets	1,323	-
1010	1010.6600.7602.70	05060	Fire Equipment/Vehicles - Expansion	20060331	D: 2005 Rebudgets	20,000	-

City of Fayetteville, Arkansas

- 2006 Budget Adjustments Requiring Use of Reserves

Fund	Account Number	Project Number	Project Description	Date	Description	Budget Amendments	
						Rebudget	Adjustment
1010	1010.0001.4881.02		Operational	20060331	D: 2005 Rebudgets	(940,000)	-
1010	1010.0001.6602.17		Operational	20060301	E: Close Arts Center Fund	-	(56,880)
1010	1010.0500.5314.00		Operational	20060331	D: 2005 Rebudgets	9,828	-
1010	1010.1100.5314.00		Operational	20060331	D: 2005 Rebudgets	5,000	-
1010	1010.1210.5314.00		Operational	20060331	D: 2005 Rebudgets	9,850	-
1010	1010.1210.5314.01		Operational	20060331	D: 2005 Rebudgets	293	-
1010	1010.1210.5315.00		Operational	20060331	D: 2005 Rebudgets	6,000	-
1010	1010.1210.5360.00		Operational	20060331	D: 2005 Rebudgets	7,250	-
1010	1010.1330.5200.00		Operational	20060331	D: 2005 Rebudgets	978	-
1010	1010.1330.5200.00		Operational	20060331	D: 2005 Rebudgets	1,029	-
1010	1010.1360.5210.00		Operational	20060331	D: 2005 Rebudgets	1,377	-
1010	1010.1510.5200.00		Operational	20060331	D: 2005 Rebudgets	287	-
1010	1010.2030.5210.00		Operational	20060331	D: 2005 Rebudgets	1,232	-
1010	1010.2900.5209.00		Operational	20060331	D: 2005 Rebudgets	3,301	-
1010	1010.2900.5209.00		Operational	20060331	D: 2005 Rebudgets	3,444	-
1010	1010.2900.5401.00		Operational	20060331	D: 2005 Rebudgets	218	-
1010	1010.2940.5302.00		Operational	20060331	D: 2005 Rebudgets	4,951	-
1010	1010.2940.5315.00		Operational	20060331	D: 2005 Rebudgets	5,667	-
1010	1010.3020.5203.00		Operational	20060331	D: 2005 Rebudgets	872	-
1010	1010.3020.5218.00		Operational	20060331	D: 2005 Rebudgets	17,883	-
1010	1010.3020.5302.00		Operational	20060331	D: 2005 Rebudgets	4,276	-
1010	1010.3020.5302.00		Operational	20060331	D: 2005 Rebudgets	5,036	-
1010	1010.3020.5302.00		Operational	20060331	D: 2005 Rebudgets	9,297	-
1010	1010.5210.5801.00		Operational	20060331	D: 2005 Rebudgets	13,855	-
1010	1010.5250.5400.00		Operational	20060331	D: 2005 Rebudgets	1,034	-
1010	1010.5260.5210.00		Operational	20060331	D: 2005 Rebudgets	4,000	-
1010	1010.6310.5801.00		Operational	20060331	D: 2005 Rebudgets	3,341	-
1010	1010.6400.5302.00		Operational	20060331	D: 2005 Rebudgets	713	-
1010	1010.6600.5100.01		Operational	20060228	D: 3.5% Pay Plan Increase	-	439,753
1010	1010.6600.5308.00		Operational	20060331	D: 2005 Rebudgets	4,315	-
1010	1010.6600.5314.00		Operational	20060331	D: 2005 Rebudgets	22,465	-
1010	1010.6600.5315.00		Operational	20060331	D: 2005 Rebudgets	30,000	-
1010	1010.6600.7602.47		Operational	20060331	D: 2005 Rebudgets	1,032,788	-
					<i>Use of Reserves</i>	<u>1,776,991</u>	<u>382,873</u>
<i>Street Fund (2100):</i>							
2100	2100.4100.5302.00		Operational	20060331	D: 2005 Rebudgets	1,765	-
					<i>Use of Reserves</i>	<u>1,765</u>	<u>-</u>

City of Fayetteville, Arkansas

- 2006 Budget Adjustments Requiring Use of Reserves

Fund	Account Number	Project Number	Project Description	Date	Description	Budget Amendments	
						Rebudget	Adjustment
<i>Off-Street Parking Fund (2130):</i>							
2130	2130.9130.5314.00	02041	Parking Garage(s)	20060331	D: 2005 Rebudgets	30,000	-
2130	2130.9130.5411.00	02085	Parking Deck Rehabilitation	20060331	D: 2005 Rebudgets	195,527	-
2130	2130.9130.5801.00	03037	Parking Management System	20060331	D: 2005 Rebudgets	3,310	-
2130	2130.9130.5801.00	04044	Parking Lot Equipment Improvements	20060331	D: 2005 Rebudgets	59,895	-
					<i>Use of Reserves</i>	<u>288,732</u>	<u>-</u>
<i>Community Development Block Grant Fund (2180):</i>							
2180	2180.0918.4320.00		Operational	20060331	D: 2005 Rebudgets	(845,038)	-
2180	2180.4930.5100.00		Operational	20060331	D: 2005 Rebudgets	34,678	-
2180	2180.4930.5200.00		Operational	20060331	D: 2005 Rebudgets	3,798	-
2180	2180.4930.5209.00		Operational	20060331	D: 2005 Rebudgets	450	-
2180	2180.4930.5210.00		Operational	20060331	D: 2005 Rebudgets	1,786	-
2180	2180.4930.5304.30		Operational	20060331	D: 2005 Rebudgets	2,000	-
2180	2180.4930.5306.00		Operational	20060331	D: 2005 Rebudgets	457	-
2180	2180.4930.5315.00		Operational	20060331	D: 2005 Rebudgets	31,527	-
2180	2180.4940.5100.00		Operational	20060331	D: 2005 Rebudgets	3,466	-
2180	2180.4940.5200.00		Operational	20060331	D: 2005 Rebudgets	3,465	-
2180	2180.4940.5301.00		Operational	20060331	D: 2005 Rebudgets	1,000	-
2180	2180.4940.5310.01		Operational	20060331	D: 2005 Rebudgets	1,407	-
2180	2180.4940.5315.00		Operational	20060331	D: 2005 Rebudgets	213,914	-
2180	2180.4940.5331.00		Operational	20060331	D: 2005 Rebudgets	1,148	-
2180	2180.4940.5331.01		Operational	20060331	D: 2005 Rebudgets	1,309	-
2180	2180.4940.5331.02		Operational	20060331	D: 2005 Rebudgets	324	-
2180	2180.4940.5390.26		Operational	20060331	D: 2005 Rebudgets	10,000	-
2180	2180.4940.5390.32		Operational	20060331	D: 2005 Rebudgets	27,155	-
2180	2180.4940.5390.39		Operational	20060331	D: 2005 Rebudgets	10,950	-
2180	2180.4940.5403.00		Operational	20060331	D: 2005 Rebudgets	129	-
2180	2180.4945.5100.00		Operational	20060331	D: 2005 Rebudgets	7,675	-
2180	2180.4945.5200.00		Operational	20060331	D: 2005 Rebudgets	4,357	-
2180	2180.4945.5210.00		Operational	20060331	D: 2005 Rebudgets	897	-
2180	2180.4945.5301.00		Operational	20060331	D: 2005 Rebudgets	1,169	-
2180	2180.4945.5302.00		Operational	20060331	D: 2005 Rebudgets	1,149	-
2180	2180.4945.5304.00		Operational	20060331	D: 2005 Rebudgets	1,814	-
2180	2180.4945.5304.30		Operational	20060331	D: 2005 Rebudgets	576	-
2180	2180.4945.5315.00		Operational	20060331	D: 2005 Rebudgets	32,448	-
2180	2180.4945.5331.00		Operational	20060331	D: 2005 Rebudgets	958	-
2180	2180.4945.5331.01		Operational	20060331	D: 2005 Rebudgets	631	-
2180	2180.4945.5331.02		Operational	20060331	D: 2005 Rebudgets	281	-
2180	2180.4945.5390.20		Operational	20060331	D: 2005 Rebudgets	6,000	-
2180	2180.4945.5390.42		Operational	20060331	D: 2005 Rebudgets	212,891	-
2180	2180.4945.5390.47		Operational	20060331	D: 2005 Rebudgets	60,723	-

City of Fayetteville, Arkansas

- 2006 Budget Adjustments Requiring Use of Reserves

Fund	Account Number	Project Number	Project Description	Date	Description	Budget Amendments	
						Rebudget	Adjustment
2180	2180.4945.5403.00		Operational	20060331	D: 2005 Rebudgets	172	-
2180	2180.4970.5390.02		Operational	20060331	D: 2005 Rebudgets	7,400	-
2180	2180.4970.5390.03		Operational	20060331	D: 2005 Rebudgets	41,326	-
2180	2180.4970.5390.09		Operational	20060331	D: 2005 Rebudgets	2,739	-
2180	2180.4990.5390.24		Operational	20060331	D: 2005 Rebudgets	79,760	-
2180	2180.4990.5390.40		Operational	20060331	D: 2005 Rebudgets	33,109	-
					<i>Use of Reserves</i>	-	-
<i>Parks Development Fund (2250):</i>							
2250	2250.9255.5806.00	00006	Skate Park	20060331	D: 2005 Rebudgets	23,831	-
2250	2250.9255.5314.00	02002	Community Park Development	20060331	D: 2005 Rebudgets	2,300	-
2250	2250.9255.5806.00	02002	Community Park Development	20060331	D: 2005 Rebudgets	984,071	-
2250	2250.0925.4419.03	02003	Park Beautifications	20060331	D: 2005 Rebudgets	(2,763)	-
2250	2250.9255.5806.00	02003	Park Beautifications	20060331	D: 2005 Rebudgets	61,720	-
2250	2250.9255.5400.00	02004	White River Baseball Complex Improvement	20060331	D: 2005 Rebudgets	10,502	-
2250	2250.9255.5806.00	02014	Other Park & Safety Improvements	20060331	D: 2005 Rebudgets	2,579	-
2250	2250.9255.5806.00	02015	Gordon Long/Red Oak Improvements	20060331	D: 2005 Rebudgets	10,476	-
2250	2250.9255.5200.00	02016	Trail Development	20060331	D: 2005 Rebudgets	77	-
2250	2250.9255.5805.00	02016	Trail Development	20060331	D: 2005 Rebudgets	36,261	-
2250	2250.9255.5200.00	02043	Lake Fayetteville/Sequoyah Improvements	20060331	D: 2005 Rebudgets	616	-
2250	2250.9255.5315.00	02043	Lake Fayetteville/Sequoyah Improvements	20060331	D: 2005 Rebudgets	410	-
2250	2250.9255.5806.00	02043	Lake Fayetteville/Sequoyah Improvements	20060331	D: 2005 Rebudgets	32,314	-
2250	2250.9255.5315.00	03022	Lake Fayetteville Trails	20060331	D: 2005 Rebudgets	3,963	-
2250	2250.9255.5814.05	03022	Lake Fayetteville Trails	20060331	D: 2005 Rebudgets	56,837	-
2250	2250.9255.5400.00	05001	Gulley Park Improvements	20060331	D: 2005 Rebudgets	29,000	-
					<i>Use of Reserves</i>	1,252,194	-
<i>Impact Fee Fund (2300):</i>							
2300	2300.9300.5808.00	04036	Mount Sequoyah Pressure Plane Impvs	20060331	D: 2005 Rebudgets	850,000	-
2300	2300.9300.5808.00	04039	Water Impact Fee Cost Sharing Projects	20060221	D: Legacy Pt 4 Cost Share	-	21,503
2300	2300.9300.5808.00	04039	Water Impact Fee Cost Sharing Projects	20060331	D: 2005 Rebudgets	96,922	-
					<i>Use of Reserves</i>	946,922	21,503

City of Fayetteville, Arkansas

- 2006 Budget Adjustments Requiring Use of Reserves

Fund	Account Number	Project Number	Project Description	Date	Description	Budget Amendments	
						Rebudget	Adjustment
<i>Drug Law Enforcement Fund (2930):</i>							
2930	2930.2960.5104.00	05037	COPS Methamphetamine Training Grant	20060331	D: 2005 Rebudgets	3,990	-
					<i>Use of Reserves</i>	3,990	-
<i>Arts Center Bond Fund (3170):</i>							
3170	3170.9170.7602.01		Operational	20060301	E: Close Arts Center Fund	-	56,880
					<i>Use of Reserves</i>	-	56,880
<i>Library Construction Fund (4150):</i>							
4150	4150.9150.5314.03	99073	New Main Library Building	20060331	D: 2005 Rebudgets	12,000	-
					<i>Use of Reserves</i>	12,000	-
<i>Replacement Fund (4270):</i>							
4270	4270.9270.5314.00	04030	Flood Damage Repair - 2004	20060331	D: 2005 Rebudgets	29,246	-
4270	4270.9270.5801.00	04038	Replacement Copier Funds	20060331	D: 2005 Rebudgets	142,246	-
4270	4270.9270.5802.00	05042	Other Vehicles/Equipment Under \$10,000	20060331	D: 2005 Rebudgets	29,711	-
4270	4270.9270.5802.00	05042	Other Vehicles/Equipment Under \$10,000	20060331	D: 2005 Rebudgets	50,526	-
					<i>Use of Reserves</i>	251,729	-
<i>Sales Tax Construction Fund (4470):</i>							
4470	4470.9470.5210.00	02001	Lights of the Ozarks	20060331	D: 2005 Rebudgets	2,001	-
4470	4470.9470.5308.03	02001	Lights of the Ozarks	20060331	D: 2005 Rebudgets	3,432	-
4470	4470.9470.5315.00	02001	Lights of the Ozarks	20060331	D: 2005 Rebudgets	3,515	-
4470	4470.9470.5400.00	02001	Lights of the Ozarks	20060331	D: 2005 Rebudgets	878	-
4470	4470.9470.5314.00	02002	Community Park Development	20060331	D: 2005 Rebudgets	3,599	-
4470	4470.9470.5806.00	02002	Community Park Development	20060331	D: 2005 Rebudgets	613,000	-
4470	4470.0947.4419.03	02003	Park Beautifications	20060331	D: 2005 Rebudgets	(1,601)	-
4470	4470.9470.5400.00	02003	Park Beautifications	20060331	D: 2005 Rebudgets	1,514	-
4470	4470.9470.5806.00	02003	Park Beautifications	20060331	D: 2005 Rebudgets	34,000	-
4470	4470.9470.5400.00	02006	Fire Facility Maintenance	20060331	D: 2005 Rebudgets	14,165	-
4470	4470.9470.5400.00	02008	Shelter Quarantine Upgrade	20060331	D: 2005 Rebudgets	9,471	-
4470	4470.9470.5801.00	02009	Automated Field Inspection System	20060331	D: 2005 Rebudgets	28,320	-
4470	4470.0947.4302.00	02013	Neighborhood Park Development	20060331	D: 2005 Rebudgets	(40,000)	-
4470	4470.9470.5200.00	02013	Neighborhood Park Development	20060331	D: 2005 Rebudgets	2	-
4470	4470.9470.5806.00	02013	Neighborhood Park Development	20060331	D: 2005 Rebudgets	41,687	-
4470	4470.9470.5315.00	02014	Other Park & Safety Improvements	20060331	D: 2005 Rebudgets	9,536	-
4470	4470.9470.5806.00	02014	Other Park & Safety Improvements	20060331	D: 2005 Rebudgets	12,989	-
4470	4470.9470.5806.00	02015	Gordon Long/Red Oak Improvements	20060331	D: 2005 Rebudgets	135,478	-
4470	4470.9470.5200.00	02016	Trail Development	20060331	D: 2005 Rebudgets	243	-
4470	4470.9470.5210.00	02016	Trail Development	20060331	D: 2005 Rebudgets	15,112	-
4470	4470.9470.5212.00	02016	Trail Development	20060331	D: 2005 Rebudgets	858	-

City of Fayetteville, Arkansas

- 2006 Budget Adjustments Requiring Use of Reserves

Fund	Account Number	Project Number	Project Description	Date	Description	Budget Amendments	
						Rebudget	Adjustment
4470	4470.9470.5308.03	02016	Trail Development	20060331	D: 2005 Rebudgets	1,153	-
4470	4470.9470.5814.05	02016	Trail Development	20060331	D: 2005 Rebudgets	70,775	-
4470	4470.9470.5815.00	02017	Sanitary Sewer Rehabilitation	20060331	D: 2005 Rebudgets	25,809	-
4470	4470.0947.4419.00	02027	Playground & Picnic Improvements	20060331	D: 2005 Rebudgets	(6,000)	-
4470	4470.0947.4419.03	02027	Playground & Picnic Improvements	20060331	D: 2005 Rebudgets	(700)	-
4470	4470.9470.5315.00	02027	Playground & Picnic Improvements	20060331	D: 2005 Rebudgets	6,700	-
4470	4470.9470.5220.00	02043	Lake Fayetteville/Sequoyah Improvements	20060331	D: 2005 Rebudgets	305	-
4470	4470.9470.5804.00	02043	Lake Fayetteville/Sequoyah Improvements	20060331	D: 2005 Rebudgets	18,627	-
4470	4470.9470.5806.00	02043	Lake Fayetteville/Sequoyah Improvements	20060331	D: 2005 Rebudgets	81,456	-
4470	4470.9470.5817.00	02043	Lake Fayetteville/Sequoyah Improvements	20060331	D: 2005 Rebudgets	19,471	-
4470	4470.9470.5212.00	02045	Forestry, Safety, & ADA Compliance	20060331	D: 2005 Rebudgets	954	-
4470	4470.9470.5220.00	02045	Forestry, Safety, & ADA Compliance	20060331	D: 2005 Rebudgets	2,531	-
4470	4470.9470.5315.00	02045	Forestry, Safety, & ADA Compliance	20060331	D: 2005 Rebudgets	37,684	-
4470	4470.9470.5806.00	02045	Forestry, Safety, & ADA Compliance	20060331	D: 2005 Rebudgets	13,291	-
4470	4470.9470.5210.00	02046	Building Improvements	20060331	D: 2005 Rebudgets	1,755	-
4470	4470.9470.5314.00	02046	Building Improvements	20060331	D: 2005 Rebudgets	12,317	-
4470	4470.9470.5400.00	02046	Building Improvements	20060331	D: 2005 Rebudgets	1,082	-
4470	4470.9470.5801.00	02046	Building Improvements	20060331	D: 2005 Rebudgets	141,343	-
4470	4470.9470.5400.00	02047	Police Building Improvements	20060331	D: 2005 Rebudgets	8,226	-
4470	4470.9470.5315.00	02050	Economic Development Matches	20060331	D: 2005 Rebudgets	60,000	-
4470	4470.9470.5211.00	02052	In-House Pavement Improvements	20060331	D: 2005 Rebudgets	2,261	-
4470	4470.9470.5220.00	02052	In-House Pavement Improvements	20060331	D: 2005 Rebudgets	2,226	-
4470	4470.9470.5315.00	02052	In-House Pavement Improvements	20060331	D: 2005 Rebudgets	83,847	-
4470	4470.9470.5417.00	02052	In-House Pavement Improvements	20060331	D: 2005 Rebudgets	(108,531)	-
4470	4470.9470.5809.00	02052	In-House Pavement Improvements	20060331	D: 2005 Rebudgets	32,490	-
4470	4470.9470.5210.00	02053	Sidewalk Improvements	20060331	D: 2005 Rebudgets	824	-
4470	4470.9470.5308.03	02053	Sidewalk Improvements	20060331	D: 2005 Rebudgets	1,000	-
4470	4470.9470.5418.00	02053	Sidewalk Improvements	20060331	D: 2005 Rebudgets	31,916	-
4470	4470.9470.5814.00	02053	Sidewalk Improvements	20060331	D: 2005 Rebudgets	(15,928)	-
4470	4470.9470.5210.00	02055	Geographic Information System	20060331	D: 2005 Rebudgets	7,780	-
4470	4470.9470.5314.00	02055	Geographic Information System	20060331	D: 2005 Rebudgets	2,447	-
4470	4470.9470.5210.00	02057	Microcomputer Replacements	20060331	D: 2005 Rebudgets	7,176	-
4470	4470.9470.5210.00	02060	Printer Replacements	20060331	D: 2005 Rebudgets	5,756	-
4470	4470.9470.5801.00	02060	Printer Replacements	20060331	D: 2005 Rebudgets	19,448	-
4470	4470.9470.5210.00	02061	P.E.G. Television Center - Equipment	20060331	D: 2005 Rebudgets	80,547	-
4470	4470.9470.5210.00	02062	Specialized Police Equipment	20060331	D: 2005 Rebudgets	7,312	-
4470	4470.9470.5801.00	02063	Traffic Signal Improvements	20060331	D: 2005 Rebudgets	11,133	-
4470	4470.9470.5314.00	02089	Building Improvements - Leased Buildings	20060331	D: 2005 Rebudgets	3,425	-
4470	4470.9470.5400.00	02089	Building Improvements - Leased Buildings	20060331	D: 2005 Rebudgets	12,325	-
4470	4470.9470.5210.00	02094	Document Imaging System	20060331	D: 2005 Rebudgets	70	-
4470	4470.9470.5801.00	02094	Document Imaging System	20060331	D: 2005 Rebudgets	21,182	-
4470	4470.9470.5314.00	02097	Drainage Study/Phase II Stormwater Mgt	20060331	D: 2005 Rebudgets	279,181	-

City of Fayetteville, Arkansas

- 2006 Budget Adjustments Requiring Use of Reserves

Fund	Account Number	Project Number	Project Description	Date	Description	Budget Amendments	
						Rebudget	Adjustment
4470	4470.9470.5817.00	02097	Drainage Study/Phase II Stormwater Mgt	20060331	D: 2005 Rebudgets	199,132	-
4470	4470.9470.5817.00	02108	Other Drainage Improvements	20060331	D: 2005 Rebudgets	324,135	-
4470	4470.9470.5315.00	02109	New World Systems Supplemental Software	20060331	D: 2005 Rebudgets	12,834	-
4470	4470.9470.5809.00	02116	Street ROW / Intersection / Cost Sharing	20060331	D: 2005 Rebudgets	306,694	-
4470	4470.9470.5808.00	02128	Water System Master Plan Study	20060331	D: 2005 Rebudgets	36,841	-
4470	4470.9470.5817.00	03005	AHTD Bridge Cost Sharing Program	20060331	D: 2005 Rebudgets	543,000	-
4470	4470.9470.5802.00	03019	Fire Apparatus Purchases	20060331	D: 2005 Rebudgets	21,605	-
4470	4470.9470.5500.01	03021	Fire Apparatus Lease Payments - BoA	20060331	D: 2005 Rebudgets	47,754	-
4470	4470.9470.7501.00	03021	Fire Apparatus Lease Payments - BoA	20060331	D: 2005 Rebudgets	8,029	-
4470	4470.9470.5809.00	03026	Broyles Road Extension Improvements	20060331	D: 2005 Rebudgets	92,068	-
4470	4470.9470.5801.00	03036	Copier Purchase Replacements	20060329	B: Police Color Copier	-	9,359
4470	4470.9470.5801.00	03036	Copier Purchase Replacements	20060331	D: 2005 Rebudgets	9,171	-
4470	4470.9470.5210.00	04001	Telecommunication Systems Upgrades	20060331	D: 2005 Rebudgets	1,253	-
4470	4470.9470.5720.00	04004	Library Computer Replacements	20060331	D: 2005 Rebudgets	1,175	-
4470	4470.9470.5809.00	04010	Gregg - Fulbright to Township ROW	20060331	D: 2005 Rebudgets	28,823	-
4470	4470.9470.5805.00	04011	Huntsville & Happy Hollow - Intersection	20060331	D: 2005 Rebudgets	42	-
4470	4470.9470.5809.00	04011	Huntsville & Happy Hollow - Intersection	20060331	D: 2005 Rebudgets	1,380,403	-
4470	4470.9470.5809.00	04014	Mount Comfort Road - Widening & Turn Lan	20060331	D: 2005 Rebudgets	550,000	-
4470	4470.9470.5809.00	04017	Township Widening - Gregg to N College	20060331	D: 2005 Rebudgets	1,003,810	-
4470	4470.9470.5209.00	04027	AS/400 Computer Upgrades	20060331	D: 2005 Rebudgets	583	-
4470	4470.9470.5210.00	04027	AS/400 Computer Upgrades	20060331	D: 2005 Rebudgets	529	-
4470	4470.9470.5209.00	04047	Accessfayetteville Technical Improvement	20060331	D: 2005 Rebudgets	5,201	-
4470	4470.9470.5805.00	05001	Gulley Park Improvements	20060331	D: 2005 Rebudgets	50,000	-
4470	4470.9470.5500.01	05002	Fire Station #3/#5 - Lease Payment	20060331	D: 2005 Rebudgets	289,000	-
4470	4470.9470.7501.00	05002	Fire Station #3/#5 - Lease Payment	20060331	D: 2005 Rebudgets	36,000	-
4470	4470.9470.5801.00	05003	District Court Software Improvements	20060331	D: 2005 Rebudgets	100,000	-
4470	4470.0947.6884.03	05006	Fire Station #3 - Expansion	20060331	D: 2005 Rebudgets	(842,000)	-
4470	4470.9470.5804.00	05006	Fire Station #3 - Expansion	20060331	D: 2005 Rebudgets	842,000	-
4470	4470.0947.6884.03	05007	Fire Station #5 - Relocation	20060331	D: 2005 Rebudgets	(1,850,000)	-
4470	4470.9470.5804.00	05007	Fire Station #5 - Relocation	20060331	D: 2005 Rebudgets	1,846,716	-
4470	4470.9470.5809.00	05009	Highway 265 ROW, Mission to City Limits	20060331	D: 2005 Rebudgets	1,000,000	-
4470	4470.9470.5809.00	05010	Morningside Dr & 15th St - Signalization	20060331	D: 2005 Rebudgets	220,530	-
4470	4470.9470.5809.00	05011	Mount Comfort & Shiloh - Right-of-Way	20060331	D: 2005 Rebudgets	400,000	-
4470	4470.9470.5809.00	05012	Other Intersection Improvements	20060331	D: 2005 Rebudgets	200,000	-
4470	4470.0947.6602.01	05027	Van Asche Boulevard - Cost Sharing	20060331	D: 2005 Rebudgets	(1,032,788)	-
4470	4470.9470.5314.00	05027	Van Asche Boulevard - Cost Sharing	20060331	D: 2005 Rebudgets	119,950	-
4470	4470.9470.5809.00	05027	Van Asche Boulevard - Cost Sharing	20060331	D: 2005 Rebudgets	1,757,588	-
4470	4470.9470.5314.00	05030	Kings Drive Improvements	20060331	D: 2005 Rebudgets	16,503	-

City of Fayetteville, Arkansas

- 2006 Budget Adjustments Requiring Use of Reserves

Fund	Account Number	Project Number	Project Description	Date	Description	Budget Amendments	
						Rebudget	Adjustment
4470	4470.9470.5209.00	05055	Citywide Software Upgrades	20060213	B: Autodesk Civil 3D	-	3,000
4470	4470.9470.5301.00	06018	Fayetteville Economic Corridor	20060327	A: RFP Economic Corridor	-	2,000
4470	4470.9470.5804.00	96092	Walker Park Senior Complex	20060331	D: 2005 Rebudgets	23,550	-
4470	4470.9470.5210.00	99021	Municipal Management System	20060331	D: 2005 Rebudgets	18,270	-
4470	4470.9470.5801.00	99021	Municipal Management System	20060331	D: 2005 Rebudgets	5,075	-
<i>Use of Reserves</i>						<u>9,646,341</u>	<u>14,359</u>
<i>Wastewater System Improvement Project Fund (4480):</i>							
4480	4480.9480.5210.00	02133	Wastewater System Improvements Project	20060331	D: 2005 Rebudgets	12,077	-
4480	4480.9480.5213.04	02133	Wastewater System Improvements Project	20060331	D: 2005 Rebudgets	19,381	-
4480	4480.9480.5301.00	02133	Wastewater System Improvements Project	20060331	D: 2005 Rebudgets	372	-
4480	4480.9480.5303.00	02133	Wastewater System Improvements Project	20060331	D: 2005 Rebudgets	13,100	-
4480	4480.9480.5310.00	02133	Wastewater System Improvements Project	20060331	D: 2005 Rebudgets	219	-
4480	4480.9480.5311.00	02133	Wastewater System Improvements Project	20060331	D: 2005 Rebudgets	132,232	-
4480	4480.9480.5314.00	02133	Wastewater System Improvements Project	20060331	D: 2005 Rebudgets	1,722,662	-
4480	4480.9480.5314.01	02133	Wastewater System Improvements Project	20060331	D: 2005 Rebudgets	240	-
4480	4480.9480.5315.00	02133	Wastewater System Improvements Project	20060331	D: 2005 Rebudgets	70,716,608	-
4480	4480.9480.5805.00	02133	Wastewater System Improvements Project	20060331	D: 2005 Rebudgets	2,382	-
4480	4480.9480.5810.00	02133	Wastewater System Improvements Project	20060331	D: 2005 Rebudgets	76,584	-
4480	4480.9480.5815.00	02133	Wastewater System Improvements Project	20060331	D: 2005 Rebudgets	32,654,825	-
<i>Use of Reserves</i>						<u>105,350,682</u>	<u>-</u>
<i>Tax Increment Financing Project Fund (4490):</i>							
4490	4490.9490.5805.00	05038	Hwy 71 East Square Redevelop Dist. No. 1	20060331	D: 2005 Rebudgets	90,425	-
<i>Use of Reserves</i>						<u>90,425</u>	<u>-</u>
<i>Water & Sewer Fund (5400):</i>							
5400	5400.5600.5808.00	01023	Mount Sequoyah W&S System Upgrade	20060331	D: 2005 Rebudgets	1,922,613	-
5400	5400.0940.4309.00	02017	Sanitary Sewer Rehabilitation	20060331	D: 2005 Rebudgets	(1,541,700)	-
5400	5400.5700.5314.00	02017	Sanitary Sewer Rehabilitation	20060331	D: 2005 Rebudgets	224,346	-
5400	5400.5700.5815.00	02017	Sanitary Sewer Rehabilitation	20060331	D: 2005 Rebudgets	5,320,852	-
5400	5400.5600.5808.00	02030	North College Waterline - Maple to North	20060331	D: 2005 Rebudgets	1,461,207	-
5400	5400.5800.5400.00	02032	W.W.T.P. Building Improvements	20060331	D: 2005 Rebudgets	13,510	-
5400	5400.5800.5801.00	02032	W.W.T.P. Building Improvements	20060331	D: 2005 Rebudgets	6,490	-
5400	5400.1810.5314.00	02064	Water & Sewer Rate/Operations Study	20060331	D: 2005 Rebudgets	23,110	-
5400	5400.1840.5314.00	02064	Water & Sewer Rate/Operations Study	20060331	D: 2005 Rebudgets	23,537	-
5400	5400.1840.5811.00	02065	Water Meters	20060331	D: 2005 Rebudgets	187,776	-
5400	5400.1840.5210.00	02066	Backflow Prevention Assemblies	20060331	D: 2005 Rebudgets	18,841	-
5400	5400.1840.5216.00	02066	Backflow Prevention Assemblies	20060331	D: 2005 Rebudgets	412	-
5400	5400.5600.5808.00	02067	Water and Sewer Cost Sharing	20060331	D: 2005 Rebudgets	274,740	-

City of Fayetteville, Arkansas

- 2006 Budget Adjustments Requiring Use of Reserves

Fund	Account Number	Project Number	Project Description	Date	Description	Budget Amendments	
						Rebudget	Adjustment
5400	5400.5800.5414.00	02068	Upgrade/Replace Lift Stations - W.W.T.P.	20060331	D: 2005 Rebudgets	64,683	-
5400	5400.5800.5400.00	02069	Plant Pumps and Equipment - W.W.T.P.	20060331	D: 2005 Rebudgets	8,060	-
5400	5400.5800.5801.00	02069	Plant Pumps and Equipment - W.W.T.P.	20060331	D: 2005 Rebudgets	9,869	-
5400	5400.5800.5210.00	02070	Testing Equipment - W.W.T.P.	20060331	D: 2005 Rebudgets	534	-
5400	5400.5800.5801.00	02070	Testing Equipment - W.W.T.P.	20060331	D: 2005 Rebudgets	6,733	-
5400	5400.5700.5315.00	02117	S.C.A.D.A. System Upgrade	20060331	D: 2005 Rebudgets	13,925	-
5400	5400.5600.5808.00	02129	Gregg - Waterline Relocation	20060331	D: 2005 Rebudgets	267,587	-
5400	5400.5700.5315.00	02133	Wastewater System Improvements Project	20060331	D: 2005 Rebudgets	2,084	-
5400	5400.5600.5808.00	03018	36" Waterline Replacement & Protection	20060331	D: 2005 Rebudgets	962,326	-
5400	5400.5700.5805.00	03026	Broyles Road Extension Improvements	20060331	D: 2005 Rebudgets	18,829	-
5400	5400.1840.5210.00	03038	Business Office Improvements	20060331	D: 2005 Rebudgets	37,044	-
5400	5400.1840.5400.00	03038	Business Office Improvements	20060331	D: 2005 Rebudgets	12,217	-
5400	5400.5600.5808.00	04020	Water Line Projects as Needed	20060331	D: 2005 Rebudgets	191,700	-
5400	5400.5600.5808.00	04034	HWY 62 Waterline Relocation Farmington	20060331	D: 2005 Rebudgets	709,577	-
5400	5400.5700.5314.00	04036	Mount Sequoyah Pressure Plane Impvs	20060331	D: 2005 Rebudgets	245,883	-
5400	5400.5700.5815.00	04042	Farmington Sewer Rehabilitation	20060331	D: 2005 Rebudgets	541,831	-
5400	5400.1840.5801.00	04045	Utility Rate & Financial Planner Softwar	20060331	D: 2005 Rebudgets	4,075	-
5400	5400.0940.4303.00	05014	Razorback Road Utility W/S Relocation	20060207	D: Reduce AHTD Cost Share	-	1,037,688
5400	5400.0940.4303.00	05014	Razorback Road Utility W/S Relocation	20060331	D: 2005 Rebudgets	(1,390,800)	-
5400	5400.5600.5805.00	05014	Razorback Road Utility W/S Relocation	20060331	D: 2005 Rebudgets	62	-
5400	5400.5600.5808.00	05014	Razorback Road Utility W/S Relocation	20060331	D: 2005 Rebudgets	833,202	-
5400	5400.5600.5810.00	05014	Razorback Road Utility W/S Relocation	20060331	D: 2005 Rebudgets	5,745	-
5400	5400.5700.5815.00	05014	Razorback Road Utility W/S Relocation	20060207	D: Reduce AHTD Cost Share	-	(723,457)
5400	5400.5700.5815.00	05014	Razorback Road Utility W/S Relocation	20060331	D: 2005 Rebudgets	852,490	-
5400	5400.0940.4303.00	05015	Wedington Utility W/S Relocations	20060207	D: Increase Wedington Pro	-	(104,892)
5400	5400.0940.4303.00	05015	Wedington Utility W/S Relocations	20060331	D: 2005 Rebudgets	(732,155)	-
5400	5400.5600.5301.00	05015	Wedington Utility W/S Relocations	20060331	D: 2005 Rebudgets	348	-
5400	5400.5600.5805.00	05015	Wedington Utility W/S Relocations	20060331	D: 2005 Rebudgets	190	-
5400	5400.5600.5808.00	05015	Wedington Utility W/S Relocations	20060207	D: Increase Wedington Pro	-	252,837
5400	5400.5600.5808.00	05015	Wedington Utility W/S Relocations	20060331	D: 2005 Rebudgets	1,679,999	-
5400	5400.5600.5810.00	05015	Wedington Utility W/S Relocations	20060331	D: 2005 Rebudgets	24,703	-
5400	5400.5600.5808.00	05040	24" Waterline Improvements & Replacement	20060331	D: 2005 Rebudgets	50,350	-
5400	5400.5700.5314.00	05044	Gregg Street Lift Station Remediation	20060331	D: 2005 Rebudgets	150,469	-
5400	5400.1840.5314.00	05054	Water & Wastewater Impact Fee Update	20060331	D: 2005 Rebudgets	12,300	-
5400	5400.5700.5314.00	98047	Collection System Capacity Management	20060331	D: 2005 Rebudgets	13,764	-

City of Fayetteville, Arkansas

- 2006 Budget Adjustments Requiring Use of Reserves

Fund	Account Number	Project Number	Project Description	Date	Description	Budget Amendments	
						Rebudget	Adjustment
5400	5400.1840.5210.00	98076	Water & Sewer Operations Center Building	20060331	D: 2005 Rebudgets	162,636	-
5400	5400.1840.5308.03	98076	Water & Sewer Operations Center Building	20060331	D: 2005 Rebudgets	312	-
5400	5400.1840.5314.00	98076	Water & Sewer Operations Center Building	20060331	D: 2005 Rebudgets	6,402	-
5400	5400.5600.5314.00	98076	Water & Sewer Operations Center Building	20060331	D: 2005 Rebudgets	45,944	-
5400	5400.5600.5315.00	98076	Water & Sewer Operations Center Building	20060331	D: 2005 Rebudgets	1,470	-
5400	5400.5600.5801.00	98076	Water & Sewer Operations Center Building	20060331	D: 2005 Rebudgets	6,528	-
5400	5400.5600.5804.00	98076	Water & Sewer Operations Center Building	20060331	D: 2005 Rebudgets	16,836	-
5400	5400.1810.5416.00		Operational	20060331	D: 2005 Rebudgets	545	-
5400	5400.1820.5210.00		Operational	20060331	D: 2005 Rebudgets	2,224	-
5400	5400.4000.5314.02		Operational	20060331	D: 2005 Rebudgets	9,900	-
5400	5400.4000.5408.00		Operational	20060331	D: 2005 Rebudgets	6,435	-
<i>Use of Reserves</i>						<u>12,792,590</u>	<u>462,176</u>
<i>Solid Waste Fund (5500):</i>							
5500	5500.5070.5215.00	02038	Composting Site Improvements	20060331	D: 2005 Rebudgets	10,000	-
5500	5500.5070.5816.00	02038	Composting Site Improvements	20060331	D: 2005 Rebudgets	25,648	-
5500	5500.5060.5816.00	03016	Recycling Improvements	20060331	D: 2005 Rebudgets	22,620	-
5500	5500.0950.4302.00	04052	Composter/Mulcher ADEQ Grant Purchase	20060331	D: 2005 Rebudgets	(8,029)	-
5500	5500.5070.5210.00	04052	Composter/Mulcher ADEQ Grant Purchase	20060331	D: 2005 Rebudgets	5,481	-
5500	5500.0950.4302.00	04053	Roll-Off Recycling Boxes ADEQ Grant	20060331	D: 2005 Rebudgets	(3,251)	-
5500	5500.5060.5227.00	04053	Roll-Off Recycling Boxes ADEQ Grant	20060331	D: 2005 Rebudgets	3,251	-
5500	5500.5000.5210.00	05016	Solid Waste Radios	20060331	D: 2005 Rebudgets	5,000	-
5500	5500.5030.5801.00		Operational	20060331	D: 2005 Rebudgets	46,920	-
<i>Use of Reserves</i>						<u>107,640</u>	<u>-</u>
<i>Airport Fund (5550):</i>							
5550	5550.3960.5314.00	03011	East Corporate Hangars 60' x 60'	20060331	D: 2005 Rebudgets	43,835	-
5550	5550.3960.5400.00	04022	Roof Maintenance Program	20060331	D: 2005 Rebudgets	33,814	-
5550	5550.0955.4420.00	05021	Terminal Building Rehabilitation	20060331	D: 2005 Rebudgets	(40,000)	-
5550	5550.0955.6805.00	05021	Terminal Building Rehabilitation	20060331	D: 2005 Rebudgets	(94,687)	-
5550	5550.3960.5314.00	05021	Terminal Building Rehabilitation	20060331	D: 2005 Rebudgets	31,150	-
5550	5550.3960.5400.00	05021	Terminal Building Rehabilitation	20060331	D: 2005 Rebudgets	900	-
5550	5550.3960.5804.00	05021	Terminal Building Rehabilitation	20060209	C: Parking Lot Restriping	-	(1,250)
5550	5550.3960.5804.00	05021	Terminal Building Rehabilitation	20060331	D: 2005 Rebudgets	271,464	-
5550	5550.0955.6805.00	05022	Fire Sprinkler System - Air Museum	20060331	D: 2005 Rebudgets	(33,750)	-
5550	5550.3960.5400.00	05022	Fire Sprinkler System - Air Museum	20060331	D: 2005 Rebudgets	45,000	-
5550	5550.0955.6803.00	05029	Airport Master Plan Update	20060331	D: 2005 Rebudgets	(5,523)	-
5550	5550.0955.6820.33	05029	Airport Master Plan Update	20060331	D: 2005 Rebudgets	(104,953)	-
5550	5550.3960.7820.33	05029	Airport Master Plan Update	20060331	D: 2005 Rebudgets	110,476	-
5550	5550.0955.6803.00	05034	West General Aviation Apron	20060331	D: 2005 Rebudgets	(34,875)	-

City of Fayetteville, Arkansas

- 2006 Budget Adjustments Requiring Use of Reserves

Fund	Account Number	Project Number	Project Description	Date	Description	Budget Amendments	
						Rebudget	Adjustment
5550	5550.0955.6820.34	05034	West General Aviation Apron	20060331	D: 2005 Rebudgets	(662,620)	-
5550	5550.3960.7820.34	05034	West General Aviation Apron	20060331	D: 2005 Rebudgets	663,130	-
5550	5550.3960.5802.00	05046	Airport Expansion Equipment (AIP#21 REV)	20060331	D: 2005 Rebudgets	90,737	-
5550	5550.3940.5730.00	05053	NW Ark Aviation Tech Center Funding	20060331	D: 2005 Rebudgets	54,000	-
5550	5550.3960.5314.00	06017	Airport Parking Lot Rehabilitation	20060209	C: Parking Lot Restriping	-	1,250
5550	5550.3940.5314.00		Operational	20060331	D: 2005 Rebudgets	1,250	-
5550	5550.3940.5400.00		Operational	20060331	D: 2005 Rebudgets	815	-
5550	5550.3950.5400.00		Operational	20060331	D: 2005 Rebudgets	872	-
5550	5550.3950.5400.00		Operational	20060331	D: 2005 Rebudgets	3,785	-
					<i>Use of Reserves</i>	<u>374,820</u>	<u>-</u>
<i>Continuing Education Center Fund (5690):</i>							
5690	5690.9690.5950.00		Operational	20060101	E: Correct Depreciation	-	85,500
					<i>Use of Reserves</i>	<u>-</u>	<u>85,500</u>
<i>Fire Pension Fund (6810):</i>							
6810	6810.9810.5335.01		Operational	20060302	E: Recalculate DROP	-	15,406
					<i>Use of Reserves</i>	<u>-</u>	<u>15,406</u>
<i>Shop Fund (9700):</i>							
9700	9700.1920.5802.00	02076	Fleet - Back Hoe/Loaders	20060331	D: 2005 Rebudgets	47,000	-
9700	9700.1920.5802.00	02077	Fleet - Construction Equipment	20060331	D: 2005 Rebudgets	96,955	-
9700	9700.0970.6602.40	02078	Fleet - Light/Medium Utility Vehicles	20060331	D: 2005 Rebudgets	(957)	-
9700	9700.1920.5802.00	02078	Fleet - Light/Medium Utility Vehicles	20060331	D: 2005 Rebudgets	102,530	-
9700	9700.1920.5802.00	02079	Fleet - Medium/Heavy Utility Vehicles	20060331	D: 2005 Rebudgets	468,149	-
9700	9700.1920.5802.00	02080	Fleet - Other Vehicles/Equipment	20060331	D: 2005 Rebudgets	250,642	-
9700	9700.1920.5802.00	02081	Fleet - Police/Passenger Vehicles	20060331	D: 2005 Rebudgets	180,735	-
9700	9700.1920.5802.00	02082	Fleet - Sanitation Vehicles/Equipment	20060331	D: 2005 Rebudgets	778,420	-
9700	9700.1920.5210.00	02101	Fuel Storage Improvements - Replacement	20060331	D: 2005 Rebudgets	16,913	-
9700	9700.1920.5804.00	02121	Wash Bay & Covered Storage Improvements	20060331	D: 2005 Rebudgets	38,347	-
9700	9700.0970.6602.47	05023	Emergency Response Team Vehicle	20060331	D: 2005 Rebudgets	(2,200)	-
9700	9700.1920.5802.00	05023	Emergency Response Team Vehicle	20060331	D: 2005 Rebudgets	187,960	-
9700	9700.0970.6602.47	05024	Police/Passenger Vehicles - Expansion	20060331	D: 2005 Rebudgets	(6,297)	-
9700	9700.1920.5802.00	05024	Police/Passenger Vehicles - Expansion	20060331	D: 2005 Rebudgets	6,771	-
9700	9700.1910.5214.00		Operational	20060331	D: 2005 Rebudgets	3,174	-
					<i>Use of Reserves</i>	<u>2,168,142</u>	<u>-</u>
					<i>Use of Reserves - All Funds</i>	<u><u>135,064,963</u></u>	<u><u>1,038,697</u></u>

Project Accounting Summary - First Quarter 2006

Project Title	Project Description	Current Status	2006 Budget	2006 Obligated	Remaining
Aviation & Economic Development Improvements					
Airport Expansion Equipment (AIP#21 REV)	Purchase of a small dump truck with snow removal blade, a skid steer with broom, and a front end loader and back hoe for airport use. The proceeds of the sale of the airport's snow blower will be used to purchase the new equipment.	No activity during the quarter. Ford has been unable to deliver the third vehicle due to high demand for the model.	-	-	-
Airport Master Plan Update	Through extensive research and analysis, the Master Plan will identify and examine the role of the airport within the region's system of airports. A strategic plan will be formulated that best represents the goals of the community and the airport and sets forth realistic and achievable direction and plan of action for the development of the airport and its environs.	Work is proceeding. As of February, a second preliminary draft working paper was completed.	110,476	110,468	8
Airport Parking Lot Rehabilitation	To crack seal and rejuvenate asphalt. Repaint parking lot lines and ADA spaces.	Task Order #12 with McClelland Consulting Engineers Inc. to create a Striping Plan was initiated on February 23.	1,250	1,250	-
East Corporate Hangars 60' x 60'	To build small corporate-style hangars suitable for twin-engine turboprop aircraft. The hangars will diversify and enhance the airport's facilities for support of General Aviation in the region.	No change as of March 31.	43,835	-	43,835
Economic Development Matches	A cost share agreement with the University of Arkansas to contribute \$40,000 to assist in the cost of preliminary engineering work needed to develop an application to the Economic Development Administration Public Works Program to fund a comprehensive Master Development Plan for the Arkansas Research and Technology Park.	No activity during the quarter.	60,000	-	60,000
Fire Sprinkler System - Air Museum	To replace the fire protection sprinkler system in the Arkansas Air Museum hangar.	The project is being re-evaluated for cost savings.	45,000	1,520	43,480
Lights of the Ozarks	Lights of the Ozarks is a display of more than 400,000 lights on the downtown square that runs from Thanksgiving until New Years.	Salaries and motor pool were charged to the project in January of 2006. Park staff spent 664 hours removing the lights.	45,826	3,754	42,072
NW Ark Aviation Tech Center Funding	Funding to the Arkansas Aviation Technology Center for the purpose of developing their capability for national accreditation. The non-profit educational facility provides FAA certification training for airframe and power plant mechanics.	As of March 31, the AATC has been assimilated with the NW Ark Community College. The AATC currently wishes to utilize the funds. Instructions have been provided to AATC personnel for submitting grant reimbursement requests to the City.	54,000	54,000	-
Roof Maintenance Program	Repair roofs of Airport buildings.	Quotes were solicited for repair of the roof at 4140 S School, the old fire station.	33,814	30,978	2,836
Terminal Building Rehabilitation	To remodel the old terminal building. Conceptual plans were developed for the purpose of deciding how to best utilize the unused building area to generate revenue for the airport. The recent agreement with Million Air Inc. to perform the Fixed Base Operations function at the airport has created additional urgency to make modifications to the building. Other uses considered for the first phase of the project will include: aviation-related business, office space, commercial enterprise, educational, and other.	Project is under construction.	302,264	279,224	23,040
West General Aviation Apron	To provide General Aviation Hangar Apron constructed to the north of the terminal building and to redesign the terminal parking lot entrance.	Construction has resumed.	663,130	571,229	91,901

Project Accounting Summary - First Quarter 2006

Project Title	Project Description	Current Status	2006 Budget	2006 Obligated	Remaining
---------------	---------------------	----------------	-------------	----------------	-----------

Bridge & Drainage Improvements

AHTD Bridge Cost Sharing Program	AHTD bridge replacement program. The City's share is 20% of the cost. The Dead Horse Mountain Bridge has been selected by the Street Committee.	A resolution for the City Council to approve the cost share with AHTD was approved in January.	555,017	-	555,017
Drainage Study/Phase II Stormwater Mgt	This project consists of numerous separate smaller projects that address the need for watershed drainage studies and compliance with the EPA's NPDES Phase II Stormwater Regulations.	Coordination with the Northwest Arkansas Regional Planning Commission and the University of Arkansas Cooperative Extension Service to obtain ADEQ approval to address certain permit requirements including drainage system mapping and the creation of a Stormwater Technical Advisory Committee. The first General Permit Annual Report was also prepared and submitted to ADEQ.	678,313	292,460	385,853
Other Drainage Improvements	Drainage improvements and cost shares as needed.	There were no drainage projects or cost shares this quarter.	524,135	-	524,135

Fire Improvements

Fire Apparatus Purchases	Purchase of apparatus and miscellaneous equipment.	Purchase of a skid unit from the Forestry Commission should take place in the second quarter.	21,605	-	21,605
Fire Apparatus Lease Payments - BoA	Long-term lease purchasing agreement for fire apparatus.	Payments are for the financing of the 2003 and 2004 apparatus purchases and will continue through July 2008.	550,783	123,732	427,051
Fire Equipment/Vehicles - Expansion	Expansion costs for unit #2079 which is a 2005 Chevy 1/2 ton pickup. This unit was originally scheduled as a 2005 replacement unit for #1049. Due to departmental vehicle requirements, an additional unit was necessary that was not anticipated.	Vehicle received in 2005.	20,000	-	20,000
Fire Facility Maintenance	These improvements will reduce the overall utility and maintenance costs for fire facilities.	Flooring and window repairs are being scheduled for the fire station on Garland Avenue. Plumbing repairs are ongoing at the fire station on Center Street.	14,165	156	14,009
Fire Station #3 - Expansion	Renovate the old Tyson facility to accommodate a fire station to replace the existing fire station #3 currently located at Drake field.	A second evaluation of the current facilities is being performed in order to determine the feasibility of renovating as opposed to construction of a free standing building. To date, there is no immediate plans for construction or renovation.	842,000	-	842,000
Fire Station #3/#5 - Lease Payment	Bond payments to finance the construction costs of the new fire station #3 and the relocation of fire station #5.	Bond issuance is not yet complete.	325,000	-	325,000
Fire Station #5 - Relocation	To construct and furnish a new station in the northern portion of the City to replace the current fire station #5 located at Mission and Crossover.	Wittenburg has been selected to perform the architectural work on this project. Construction is scheduled to begin in the second quarter.	1,846,716	70,000	1,776,716
SCBA Refill System	This project is to add another compressor and fill station for the air bottles to be located at Fire Station 1.	The system has been delivered and installed at Fire Station 1.	44,030	44,029	1

Project Accounting Summary - First Quarter 2006

Project Title	Project Description	Current Status	2006 Budget	2006 Obligated	Remaining
Information Technology Improvements					
AS/400 Computer Upgrades	This project is for AS/400 iseries hardware and operating system upgrades. These upgrades are necessary to enhance performance, maintain system reliability, and provide adequate storage for expanding applications and data. New versions of software, coupled with an expanding user base, require increasing amounts of resources from the operating system and hardware. Periodic updates to the system allows utilization of technology advances and increases productivity of existing investments.	Specifications are in final development for the replacement of the City Administration's AS/400.	126,112	-	126,112
Accessfayetteville Technical Improvement	This project provided updates and enhancement to the City's website.	Began updating accessfayetteville content management system.	25,201	15,079	10,122
Citywide Software Upgrades	This project provide upgrades to the City's standardized software packages.	Installed and configured mail server hardware and GroupWise software upgrade. Engineering purchased autoCAD software subscriptions.	3,000	2,788	212
Document Imaging System	This project is for a document management system to provide digital storage and retrieval of the City's official documents. Prior to this project, the City's documents are stored on film, which had a single point for access and retrieval. The document management system provides management of the City's documents and multiple access points for input and retrieval including lookup and view access for citizens from the City's web site.	Continued developing and working through final testing of document applications, report applications, and Teleform applications. Six document scanning applications went live during the first quarter 2006. Eight report applications processing over 40 unique AS/400 report types began operations during the first quarter 2006. One high volume scanner was ordered to be utilized by the City Hall Records Clerk.	71,252	17,225	54,027
Geographic Information System	Build and maintain the City's Geographic Information System.	Continued updating Hansen Assets from the GIS geo-databases. Began implementation of ArcIMS Data Delivery Software to assist with data dissemination via the City's website. Began updating GIS workstations. Purchased GIS modeling utilities. Upgraded ArcIMS server hardware.	100,227	15,970	84,257
Local Access Network (LAN) Upgrades	Build and maintain the City's Network Infrastructure.	Upgraded one server out of this project during the quarter.	100,000	4,744	95,256
Microcomputer Replacements	To keep user PC hardware up with standards.	Purchased and installed 11 pc replacements.	47,176	11,135	36,041
Municipal Management System	This project provided a single vendor solution of a Municipal Management System. The system provides management solutions for the City's infrastructure, such as streets, water and sewer lines, vehicles, buildings, etc. and solutions for managing the City's customer/citizen requests, building inspections, and planning processes.	Continued the migration of Water & Sewer assets from AutoCAD/GIS to Hansen and the migration of street segments and developing integration with GIS and AS/400. Modified and fine tuned Planning and Building Safety applications.	23,345	-	23,345
New World Systems Supplemental Software	These add-on software modules to the City's New World Systems software help leverage the investment in existing software by giving added functionality.	No activity during the quarter.	12,834	-	12,834
Printer Replacements	This is an ongoing project to purchase system and network printers. Several system and network printers have exceeded their expected life. These printers are essential for daily operations. This project ensures that replacement printers can be purchased when needed.	No activity during the quarter. The City had four large system printers that were scheduled for replacement during 2005. Through the utilization of maintenance contracts on the printers, Staff has been able to extend the life expectancy by 8 to 12 months.	38,204	3,094	35,110

Project Accounting Summary - First Quarter 2006

Project Title	Project Description	Current Status	2006 Budget	2006 Obligated	Remaining
Library Improvements					
Library Computer Replacements	This project provides computer resources for the public and staff. This project provides for the replacement of 20% of the library's computers, as well as funding for computing infrastructure replacement.	Funds are all encumbered, bills are forthcoming.	1,175	1,162	13
Library Materials Purchases	This project funds the core library service--materials which includes books and audiovisual items provided to the public.	All materials were purchased by year end.	298,000	74,446	223,554
New Main Library Building	This project funds approximately 80% of the new 88,000 square foot main library and 212 car parking garage at 401 W. Mountain. The remainder is funded with private donations.	Although the building is complete, punch list items still remain. Completion is expected in the second quarter of 2006.	12,000	2,358	9,642

Other Capital Improvements

Automated Field Inspection System	To replace field units that were not Y2K compliant and to provide for the purchase of the Hansen Internet Portal and/or other features to improve customer service. Replacement was delayed until the Hansen project was implemented so compatible hardware/software could be determined and bid.	All software and hardware is in place and inspectors are testing the system. The project is 90% complete. Target date for full implementation is May 1.	48,020	-	48,020
Building Improvements	Repair and maintain roofs, HVAC, plumbing, and other systems.	During the quarter, new HVAC units were installed on the roof of the Police Department Building. In addition, a screen was placed around these new units to shield line-of-sight and for noise attenuation.	400,497	169,846	230,651
Building Improvements - Leased Buildings	This project addresses unforeseen issues for leased buildings, repair and maintenance of roofs, HVAC, and other major building systems.	During the quarter, four preventive maintenance inspections were made to leased buildings for the purpose of listing and scheduling needed work. Work being scheduled includes roof and floor repair.	15,750	-	15,750
Cityplan 2025 Study	The City Plan 2025 will serve as a guide for planning and development over the next 20 years. Dover, Kohl and Partners, an urban design firm, will facilitate the public participation process and create a vision for Fayetteville as well as conduct an economic and transportation analysis.	The City Plan 2025 charrette took place February 10-20, and close to 800 residents participated through public events and a website forum. Dover, Kohl and Partners will return May 17 to facilitate a Policy Summit related to the recommendations and present final recommendations at a community presentation.	246,946	230,170	16,776
Copier Purchase Replacements	Copier additions and replacements.	Color copier purchased for the Police Department which utilizes color copies for mug shots, crime scene photos, DARE brochures, drug awareness education brochures, etc. A budget adjustment was processed with this purchase to close out the project with a zero balance.	18,530	17,272	1,258
District Court Software Improvements	Project to purchase a new District Court software system. The current court software was written in the early 1980's and the current hardware was purchased in 1992. There is no outside support for the current software and little support for the current hardware which requires a proprietary chip for the current software to run. It is expected that this project will be implemented in multiple phases. Phase 1 is dedicated to upgrading Court software and servers and is expected to be complete by year end 2006. Subsequent phases will include development of electronic interfaces with the City's public safety system and financial system. Total cost for Phase 1 is \$245,000.	An agenda item has been prepared for City Council approval.	100,000	-	100,000

Project Accounting Summary - First Quarter 2006

Project Title	Project Description	Current Status	2006 Budget	2006 Obligated	Remaining
Emergency Ops Center - Wash Co.	City participation with Washington County for the establishment of a combined emergency operations center to be housed in an existing County facility.	Fayetteville, Springdale and Washington County jointly funded a combined emergency operations center and it is operational.	30,000	30,000	-
Flood Damage Repair - 2004	This project addresses the areas affected by the flooding in the Spring of 2004.	Bids have been received for the damage to the water pier at the White River Baseball Park. Staff is awaiting paperwork to issue the notice to proceed.	29,246	12,986	16,260
Hwy 71 East Square Redevelop Dist. No. 1	This project included the demolition (or gutting) of six buildings located on West Center Street. The leveled and graded lot is now the building site for a fourteen story hotel to be constructed by private developers. In conjunction with the razing of the buildings, was the relocation of primary and secondary utilities on the site. Also associated with this project will be the construction of some three miles of new and replacement sidewalks and curbs and gutter. This work will be completed by city crews, and the costs reimbursed from project funds.	Sidewalk construction should begin in the next few weeks.	207,909	-	207,909
Impact Fee Study - Street/Fire/Police	This project updated the road impact fees based the proposed bond program and estimated costs.	This project is complete. The update will be distributed to the Fayetteville Street Committee in January 2006.	-	-	-
P.E.G. Television Center - Equipment	Replace equipment up to 12 years old and add expansion of equipment; add two editing systems, editing room construction, field cameras, studio cameras, cable casting equipment, character generation equipment, lighting system, VCR replacement, DVD equipment, monitors, and computers.	A new production intercom system and minor equipment was purchased.	80,547	1,177	79,370
Replacement Copier Funds	Project to replace copiers as needed when existing copier has worn out.	Currently all copiers are in good condition. District Court's copier will have to be replaced in 2007. They have the only copier that was under an existing lease before we began the replacement project.	142,246	-	142,246
Shelter Quarantine Upgrade	A new exhaust system installed in the cat quarantine and dog room area of the shelter. The exhaust fan system was placed low at the floor, assisting the flow of air out of the designated areas. The system assists in preventing upper respiratory infection and kennel cough along with other airborne diseases. The exhaust fan will also be installed in the cat room after new cat cages are installed. Sinks are needed in the clinic, euthanasia room and cat room for additional sanitation and disease control. A window will be added to the cat room. The sinks and window will be purchased and installed in 2006.	The ventilation fan system has been installed in the dog room and the cat quarantine area. The sinks, cat room window, and cage unit are expected to be completed by March of 2006.	9,471	-	9,471
Special Census - 2005	The City has contracted with the Census Bureau to conduct a Special Census for Fayetteville. The total cost of this effort is expected to be approximately \$962,000 and is predicted to return approximately \$3 million in additional state turnback funds between October 2006 and May 2010. The Street Fund is expected to receive approximately \$2.0 million and General Fund is expected to receive \$1.0 million.	The City paid the Census Bureau in 2005 and will use the remaining funds in 2006 for the City's cost of enumerators and public outreach. The Census Bureau has scheduled six weeks, beginning the last week of March 2006, to conduct the special count. Staff developed the community outreach materials during the first quarter and recruited census enumerators. Census day was March 30 and approximately 186 enumerators are canvassing Fayetteville. The Census Bureau will utilize portions of 1851 East Huntsville Road as their operations center for the project.	523,540	571,251	(47,711)

Project Accounting Summary - First Quarter 2006

Project Title	Project Description	Current Status	2006 Budget	2006 Obligated	Remaining
Telecommunication Systems Upgrades	This is a telecommunications system upgrade for the Transportation and Parks facilities. The City currently has 13 telecommunications systems located throughout various facilities and five of those systems are outdated and are no longer supported by Nortel Technologies. Upgrades to these systems are essential to ensure no "down time" due to failing software and/or hardware. If any of these systems fail, these facilities will be without telephones until a new system can be acquired and installed. The systems affected by this upgrade are located at the Shop/Park facilities, Engineering and Planning Building, Central Fire Station, Airport, and the Animal Shelter.	Installation of a new telecommunications system at the Central Fire Station is scheduled to begin September, 2006.	28,253	-	28,253
User Fee and Cost Allocation Plan	This project is to conduct a comprehensive user fee study that will provide City Council and City staff the full cost of services. This will be the first user fee conducted for the City since 1991.	The City Council passed resolution 119-05 adopting a User Fee Cost Recovery Policy for City Services. Staff will be presenting various ordinances adopting user fees for specific areas throughout the fourth quarter.	4,060	1,500	2,560
Utility Rate & Financial Planner Software	Purchase and maintain software from CapitalSoft for the purpose of utility rate studies.	The software was installed during the quarter and is in the process of being tested. This project will continue into 2006.	4,075	2,500	1,575
Wash Bay & Covered Storage Improvements	Installation of an additional drive-thru wash bay and a storage shed at Fleet Operations.	Project is on hold while a companion automated wash is re-evaluated.	38,347	-	38,347

Parks & Recreation Improvements

Botanical Gardens/Lake Fay. State Grant	A grant from the Arkansas Department of Parks and Tourism will assist with the construction of Phase 1A of the Botanical Gardens at Lake Fayetteville. Phase 1A includes completion of the Administrative Offices, a Great Lawn, several themed gardens, a trail around the facility, and a parking lot.	A contract between the City of Fayetteville and the State of Arkansas is currently being completed. Construction of the Botanical Gardens has already begun, however the grant phase of this project will not begin until May, after the contract has been signed.	115,128	-	115,128
Community Park Development	Purchase and develop a multi-purpose Community Park according to the Parks and Recreation Master Plan. Cummings property was selected for the community park site by PRAB and Park Staff. On September 7 2004, a resolution approving the mayor to enter into a contract with SouthPass Development was approved. This included the donation of 200 acres and 1 million dollars for the development of the park. Terracon Consultants, Inc. completed a work plan (\$1,500) that described	SouthPass has purchased the Cumming's Trust. The City is currently waiting to receive a deed for the donated property before planning of the park can begin.	2,302,970	191	2,302,779
Forestry, Safety, & ADA Compliance	Funds were used for the Celebration of Trees give-away, a tree inventory, the Community Tree Planting Initiative program, and grants. Funds also to be used for unforeseeable emergencies occurring due to inclement weather, vandalism, replacement, or renovation of park amenities to meet ADA/Safety standards.	Trees were purchased and plantings have begun on Gregg Street. Trees have been purchased for spring plantings. The trees for Celebration of Trees were purchased in March 2006. A stump grinder has been purchased.	102,135	16,883	85,252
Gordon Long/Red Oak Improvements	Trail and drainage improvements are needed at Red Oak and Gordon Long Parks. Water runoff from adjoining subdivisions discharges into the lower valley of Red Oak Park creating an erosion problem for the park trail, tree root erosion, and various park amenities. Gordon Long Park has two low water bridges that need to be renovated. This project will improve the safety and usability of the bridges over Skull Creek. The trail at Gordon Long also needs improvements.	The Gordon Long trail bridge project is to be determined after plans for the widening of Gregg Street are identified. The project is being reviewed by City engineers. The City's Engineering Division has completed a preliminary summary and scope for Red Oak park. Crafton Tull and Associates has been selected to complete a detailed survey for Red Oak Park. A grant was submitted by Engineering for drainage improvement of this project. A survey has been completed for Red Oak Park.	145,954	-	145,954

Project Accounting Summary - First Quarter 2006

Project Title	Project Description	Current Status	2006 Budget	2006 Obligated	Remaining
Gulley Park Improvements	Funds will be used to add a parking area in Gulley Park.	Staff met with the Baptist church on Township to discuss options for parking. The church denied joint usage of their property. Staff is partnering with the U of A to receive grant money from the Arkansas Forestry Commission to design bio-swales in the parking lot. U of A is designing the project.	80,000	990	79,010
Lake Fayetteville/Sequoyah Improvements	An ADA accessible restroom will be installed to the Lake Fayetteville Boat dock recreation area. The Lake Sequoyah boat docks are being evaluated for replacement/renovation. \$12,000 was approved to replace the bleacher cover at Field # 3, resod ballfield access, concession building renovations, and restripe the parking lot at Lake Fayetteville Softball Complex.	Staff and the Lake Sequoyah boat dock operator have been evaluating the needs and status of the existing boat docks. A survey of boat slip renters concerning their needs was completed in 2005. Staff met with Steven Boss at the U of A Geology Department to discuss bathymetric study of the lake. Staff is currently assessing feasibility of the boat dock for replacement. Evaluation of the Lake Sequoyah project is scheduled to be completed in the third quarter of 2006. The Lake Fayetteville Boatdock restroom contract was awarded and has been received. Maintenance staff will complete installation of the prefab structure in April/May. Lake Fayetteville Softball Complex bleacher cover, resodding of fields, concession renovations, and striping of the parking lot have been completed by staff.	165,199	27,948	137,251
Mount Sequoyah Land Purchase	The City of Fayetteville purchased 68 acres on Mt. Sequoyah in 2003 for \$700,000 with 3% interest until paid. This park is Mt. Sequoyah Woods located at 100 N. Summit Avenue.	Property has closed. The payment plan extends five years to 2008. In 2006, \$153,000 will be paid. Two remaining payments will be made in 2007 and 2008.	153,000	152,600	400
Neighborhood Park Development	Funds are used to develop new neighborhood parks. Braden Park, St. Joseph Park (Lafayette Lofts), Salem Meadow, Asbell Pavilion, Dale Clark Park, and Walker Park Lighting.	Braden Park is complete. St. Joseph Park cost estimate and donations are being prepared. Salem Meadows Park is in the design phase. Asbell Pavilion is in the design phase. Walker Lighting design and bids are being prepared.	243,389	36,749	206,640
Other Park & Safety Improvements	Improvements to Wilson Park east bridge and renovations to the Parks and Recreation Office.	The current funds will be used to build a bridge at Wilson Park on the east side by the swimming pool on Park Street. The University of Arkansas Landscape Architecture Department assisted in the final design. Bid documents are being prepared. Draft design of the office renovation is complete.	96,004	-	96,004
Park Beautifications	Additional flowerbeds were requested at several of the Parks and Recreation Master Plan public meetings.	Walker Entry Sign project has been changed according to the cost and needs of the citizens. Construction began in November. The remaining funds will be used for landscaping, irrigation and utilities for this project.	97,234	33,383	63,851
Playground & Picnic Improvements	Replacement of old equipment at playgrounds and picnic areas.	\$44,700 was approved to replace the playground/picnic area at Sweetbriar Park. \$150,000 was approved by PRAB for replacement of the playground/picnic area at Finger Park.	194,700	-	194,700
Skate Park	The construction of a new skate park facility located at Walker Park.	The bid for berm landscaping and irrigation designs is being reviewed by Purchasing.	23,831	-	23,831
Tennis/Basketball Surface Renovation	Renovation of Wilson and Walker Park Tennis and Basketball Courts. The resurfacing of the basketball courts at Wilson Park are complete. In 2006, staff will complete the walkway from the west parking lot to connect the basketball court. At Wilson Park benches/bollards will also be added in summer 2006. This project includes resolving retention and drainage issues.	Park Planner is designing the walkway and the project will be constructed in house by Park Maintenance Staff.	10,517	-	10,517

Project Accounting Summary - First Quarter 2006

Project Title	Project Description	Current Status	2006 Budget	2006 Obligated	Remaining
Walker Park Senior Complex	This project is for the new senior center at Walker Park.	Work completed during the quarter included repair to a roll-down door which separates the kitchen from the serving area and repainting an area where some peeling had occurred.	23,550	2,174	21,376
White River Baseball Complex Improvement	Replace ball field lights on two fields at the White River Baseball Complex. These are the original lights installed at the complex. The lights do not meet current standards for recreational or competitive play, which creates a hazard for players, coaches, and umpires. The remaining funds will be used to demolish the dugouts, old concession building, replace the old dugouts, and install a new storage shed.	Storage building, dugouts, demolition of old concession building, and landscaping complete.	10,502	10,500	2

Police Improvements

COPS Methamphetamine Training Grant	Federal Grant for the addition of one officer and the equipment and training to help combat the Methamphetamine epidemic in Washington and Madison Counties.	This grant was extended until December 31, 2006. An adjustment was requested and approved to reallocate contract money into the training account.	51,590	10,202	41,388
Joint Public Safety Command Center	The funds are to purchase a minimum of five acres of property to construct an 80,000 square foot Public Safety Facility to house Police, Fire Administration, Dispatch, District Court, and the Prosecutor's Office.	The space needs study has been completed and submitted. The study was presented before the City Council on February 14.	400,000	2,449	397,551
Justice Assistance Grant	A grant for the purchase of computer equipment for police vehicles in Fayetteville totaling \$41,373. Also included is \$26,175 for the Springdale Police Department to purchase Tasers and portable radios. Washington County will receive \$16,887 to support upgrading the In-car video system to digital.	Will purchase five computer systems for police vehicles. Any balance will be utilized to purchase bar code readers or in-car digital video.	41,373	-	41,373
Police Building Improvements	This project includes the following: the addition of electrical service residing on the emergency generator; making the front entrance handicap accessible and replacing exterior locks; and the improvement of the flooring. The floor tiles have become loose, cracked and uneven causing unsafe conditions.	The dispatch center carpeting has been replaced. The tile on the second floor of the Police Department is currently being replaced. The second story heat exchanger will be removed to increase the Criminal Investigation Division lab/storage space. Plans are being developed to improve signage on the front of the building for easier citizen recognition. Improve security by replacing locks on exterior doors.	34,226	15,734	18,492
Police Technology Improvements	This project provides for the upgrade and replacement of computer and networking equipment which is obsolete and malfunctioning or additional computers and software to support on-going Police Department needs. By providing updated equipment, officers will be kept informed of pertinent records.	The Police Department is presenting a revision of the Pawnbroker's Ordinance to City Council. This revision will require pawnbrokers to enter pawn transactions into L.E.A.D.S. Online, a web-based software. The Police Department will then purchase the software to be able to view these transactions. Complete CAD mapping project by purchasing four projectors with screens.	54,000	1,635	52,365
Police Unmarked Vehicles	The Police Department utilizes unmarked vehicles for a variety of tasks, such as gathering intelligence. Other tasks include the following: Conducting pre-raid intelligence for ERT deployment; Conducting narcotics operations; Patrolling for vandals; Patrolling for burglars and thieves; Conducting alcohol enforcement patrols; Conducting surveillance for all the above activities; and Any activity that must be kept covert.	This project is complete. The balance of \$800 will be transferred to Specialized Police Equipment.	13,000	12,200	800

Project Accounting Summary - First Quarter 2006

Project Title	Project Description	Current Status	2006 Budget	2006 Obligated	Remaining
Specialized Police Equipment	Items charged to this project will be the replacement of surveillance equipment as new technology becomes available, funding to complete the mobile video project and additional equipment for patrol such as tasers, night vision and gas masks.	Bid specifications for digital mobile video recorders are nearing completion. These specifications will include the network, storage, three motorcycle units and one vehicle unit.	27,312	-	27,312

Solid Waste Improvements

Composter/Mulcher ADEQ Grant Purchase	Grant funding of \$40,000 from the Arkansas Department of Environmental Quality passed through the Boston Mountain Solid Waste District to purchase bagger equipment to sell compost and mulch by the bag and \$8,000 in grant funding to purchase storage containers for recyclable commodities.	The purchase of the storage containers is scheduled for the second quarter of 2006.	5,481	-	5,481
Composting Site Improvements	Improvements to the compost site are needed to expand the capacity of the operation due to increases in the volumes of yard waste collected. The Arkansas Department of Environmental Quality has cited the facility for non-compliance in the past concerning improper rain run-off at the site. The compost site needs new equipment and operating pad improvements. The composting office area and approach are in need of concrete and asphalt as well as grading around the building.	Staff is reviewing plans for the addition of a water line for watering of compost rows to help in dry conditions. Also adding millings to the roads to help with the standing water issue at the site, which has been a violation of state regulations in the past.	35,648	13,794	21,854
Recycling Improvements	The SAC recycling trucks need modifications to the storage bins located on the truck body. These design improvements will enable employees to more efficiently handle and process the growing volume of recyclable materials generated through the weekly curbside service.	No work was performed during this quarter. Additional work for modifications could occur in the future.	22,620	-	22,620
Roll-Off Recycling Boxes ADEQ Grant	Grant funding provided by the Arkansas Department of Environmental Quality and passed through the Boston Mountain Solid Waste District to purchase roll-off style recycling boxes for the Community Recycling Drop off area.	Modification was completed for a glass recycling container. The remaining funds will be used to build a kiosk and signs for educational purposes when the site for the new drop off facility is finished in early 2006.	3,251	-	3,251
Solid Waste Radios	Radios are needed to replace broken radios and for more communication needs.	There were no purchases of radios during the quarter. The division will be receiving five new trucks in the first quarter of 2006 that will need radio communications.	5,000	-	5,000

Street Improvements

Duncan/California/Harmon Intersections	This project is for the addition of turn lanes for the intersections of Duncan Avenue and Center Street and Harmon Street and California Boulevard.	Design is scheduled to begin in 2006.	80,000	-	80,000
Fayetteville Economic Corridor	The City of Fayetteville received a grant from the Federal government for \$9,000,000 to improve the primary economic corridor of Fayetteville. This area is identified as the Northwest Arkansas and the CMN Business park.	The City of Fayetteville will be selecting an engineering firm to perform an analysis of the area and make recommendations for traffic improvements.	2,000	-	2,000
Garland - I-540 to Howard Nickell	This project is for the widening of State Highway 112 (Garland Avenue) from the interchange at Interstate 540 north to the intersection with Howard Nickell Road.	Design is slated to begin in 2006.	168,000	-	168,000

Project Accounting Summary - First Quarter 2006

Project Title	Project Description	Current Status	2006 Budget	2006 Obligated	Remaining
Gregg - Fulbright to Township ROW	This project is to purchase right-of-way to widen Gregg Avenue approximately 6,200 feet from Township Road to the Fulbright Expressway, as part of an Arkansas Highway and Transportation Department (AHTD) road-widening cost share project.	Project complete.	28,823	-	28,823
Highway 265 ROW, Mission to City Limits	Right-of-way acquisition for the widening of Hwy 265 from Mission to the northern city limits from three lanes to five lanes. The City has agreed to a 50/50 cost share arrangement with the AHTD.	It is anticipated that the construction plan design will begin in 2006. The AHTD has scheduled this project for 2007.	1,000,000	-	1,000,000
Huntsville - Happy Hollow to Stonebridge	This project is the widening of sections of State Highway 16 (Huntsville Road) from the intersection of Happy Hollow Road east to Stonebridge Road.	On hold pending approval of the Transportation Bond Program.	200,000	-	200,000
Huntsville & Happy Hollow - Intersection	This project is for intersection improvements at Huntsville Road and Happy Hollow Road, including reconfiguration of the intersection and the installation of a traffic signal. This project is recommended by the citywide traffic study.	The contract for construction has been awarded. Construction began in January.	1,380,445	1,258,706	121,739
Kings Drive Improvements	This project is to repair the portion of Kings Drive located from the intersection with Lakeside Drive northward approximately 750 feet.	Construction is anticipated to begin in the third quarter of 2006.	516,503	75,980	440,523
Morningside Dr & 15th St - Signalization	Intersection improvements and signalization at the intersection of Morningside Drive and 15th Street.	AHTD has approved the proposed signal at this intersection. Design is currently underway by the City's Engineering Division.	220,530	44,106	176,424
Mount Comfort & Shiloh - Right-of-Way	This project is for right-of-way acquisition and preliminary design of a major intersection and re-alignment of Mount Comfort Road at the intersections with Shiloh Drive, Deane Solomon Road, and I-540.	The construction of this project is currently contained in the Transportation Improvement Plan that is being discussed by the Street Committee. Preliminary construction plans may begin as early as the third quarter of 2006.	400,000	-	400,000
Mount Comfort Road - Widening & Turn Lan	This project will widen Mount Comfort Road from Ruppel Road to Shiloh Drive to Futrell Drive from two to four lanes.	This project is scheduled to begin design in 2006 with construction pending the approval of the transportation bond program.	550,000	-	550,000
Other Intersection Improvements	This project will allow for miscellaneous intersection improvements where needed and identified in 2006.	No projects have been identified to date.	200,000	-	200,000
Ruppel Road - Wedington to Mt. Comfort	This project is for the widening of Ruppel Road to a four lane boulevard section from Wedington Drive to Mount Comfort Road. This includes the realignment at Mount Comfort Road to line up with Ruppel Road north of Mount Comfort Road.	Currently on hold pending the approval of the Transportation Bond Program.	500,000	-	500,000
Street ROW / Intersection / Cost Sharing	Street ROW, intersection projects, and cost shares with private development as needed.	No cost shares this quarter.	2,306,694	85,698	2,220,996
Township Widening - Gregg to N College	This project will expand Township Road from two to three lanes for approximately 2,400 feet between Gregg Avenue and North College Avenue and includes anticipated right-of-way acquisition and the expansion/replacement of the crossing over Sublet Creek.	This is a multi-year project that began in the third quarter of 2005. The project is scheduled to be bid in the third quarter of 2006.	2,053,810	12,740	2,041,070
Van Asche - Gregg to Garland	This project is the extension of Van Asche Drive as a four lane boulevard from Gregg Avenue to Garland Avenue.	Preliminary survey work has been started for the project. The City's Engineering Division will be designing this project.	320,000	-	320,000

Project Accounting Summary - First Quarter 2006

Project Title	Project Description	Current Status	2006 Budget	2006 Obligated	Remaining
Van Asche Boulevard - Cost Sharing	This project is the extension of Van Asche Boulevard approximately 1,600 feet from Gregg Avenue to the existing street located in the CMN Business Park. The City will be reimbursed 50% of the costs from the developers of the CMN Business Park upon sale of 75% of the property in Phase I.	Garver Engineers is currently working on the design for this project. The design is 95 % complete.	1,877,538	121,181	1,756,357

Transportation Improvements

Dickson Street Parking Equipment	This project is for the purchase and placement of parking revenue collection machines in the public parking lots in the Dickson Street area.	This project is still pending City Council approval and is currently unfunded.	-	-	-
In-House Pavement Improvements	Overlay and street improvements needed to preserve the infrastructure.	Asphalt milling and overlay improvements continue throughout the City with several projects currently under way. During the first quarter, 3.6 miles of asphalt overlay were completed. These projects included Jimmie Avenue, Brophy Avenue, Common Drive, Susan Drive, Tall Oaks Drive, Golden Oaks Drive, and East Oaks Drive.	1,462,293	1,042,986	419,307
Lake Fayetteville Trails	Projects include developing trail maps, mile markers, signs and kiosks.	Taylor Mack Advertising is creating a trails brochure and kiosks design. Envirosigns will produce the kiosks. Flint Trading will produce and assist with installation of the mile markers for the trails.	60,800	3,963	56,837
Parking Deck Rehabilitation	Rehab on the municipal parking deck located on the east side of the Radisson Hotel.	Rehab on the third level began September 13 and is still underway. Repair to the entrance and exit ramps will begin in January and should be completed by April 2006.	195,527	175,252	20,275
Parking Garage(s)	City participation in Parking Improvement District plans.	This project was completed on August 10, 2005.	30,000	30,000	-
Parking Management System	This project is to purchase, install, and implement a new parking management software system and new handheld citation equipment.	The development of the interface is underway and scheduled for completion by mid-year 2006.	3,310	-	3,310
Parking Lot Equipment Improvements	Parking access and revenue control equipment replacement in the downtown area. The equipment provides access control into all three levels of the municipal parking deck and three surface parking lots. It also includes revenue control equipment at two levels of the municipal parking deck. Equipment includes four proximity card readers, two magnetic card readers, two revenue control stations, eight parking gates, all entrance and exit detectors and loops, one system server, and all related software to provide a fully integrated and modular system.	All access control equipment has been installed at the three surface lots. Installation of access and revenue control equipment at the municipal parking deck was completed during the first quarter. Training and activation of the system will occur in April, 2006.	59,895	46,175	13,720
Parking Lot Improvements and Overlays	The City currently has 12 public parking lots that are in the Downtown Square and Dickson Street areas. These are all asphalt surface lots that periodically require general maintenance such as crack seal, seal coat, re-striping, pot hole patching, and bumper block replacement. These lots also require a complete asphalt overlay on a less frequent basis. This parking lot maintenance schedule will provide an overlay of one parking lot annually and general maintenance of the other lots as needed.	The employee parking lot located on West Mountain Street is scheduled for repair in 2006. This work will begin mid-summer.	23,000	-	23,000

Project Accounting Summary - First Quarter 2006

Project Title	Project Description	Current Status	2006 Budget	2006 Obligated	Remaining
Scull Creek Trail Corridor	Multi-Use Trail-design and construction of approximately 5.5 miles along Scull Creek. This trail will run from Dickson Street to Mud Creek Trail. This project will include multiple bridges, grade separated street crossings, and trail amenities.	Preliminary alignment is complete. Easements for the first sections of the trail are close to being obtained.	555,000	4,201	550,799
Sidewalk Improvements	To continue improving sidewalk connectivity throughout the City.	During the quarter, 1,916 linear feet of sidewalk, 2,105 linear feet of curb, and 11 ADA access ramps were completed. The new sidewalks were constructed on Washington and Willow Avenues.	685,402	174,832	510,570
Traffic Signal Improvements	Includes two M.U.T.C.D. signal installations per year, a project to install battery back up systems and overhead video detection at critical intersections.	During the quarter, new galvanized poles were ordered to replace old painted traffic signal poles at North and Leverett and 6th and School. A UPS (uninterrupted power supply) which was damaged at Milsap and College by a traffic accident during the snow event has been replaced. Three new UPS units have been ordered for 6th and School, North and College, and Dickson and College. The Master site for the Mall Area traffic signal system has been relocated from Hwy 71B in front of the NWA Mall to the top of the hill on Steele Boulevard. to provided better communications.	165,059	82,730	82,329
Trail Development	Funding is needed for trails and/or for the purchase of additional park land according to the Parks and Recreation Master Plan and the Alternative Transportation and Trails Plan. As new trail project contracts are approved by City Council, funding is taken from this project to a new project number in order to track the new trail. Upon completion of the trail, the funding is transferred back to this project to be held in one account.	During the quarter, Combs Park Trail was completed. Construction began along Town Branch for the next section of Crowne Trail.	1,694,679	189,730	1,504,949
Trimmer/Slipform Paver & Curb Machine	This project will purchase a trimmer/slipform machine which installs curb and gutter along streets or sidewalk sections. This equipment will increase productivity and efficiency of the Transportation Division's overlay and sidewalk programs by reducing the reliance on outside contractors that assist in the installation sidewalk and curbing projects. Control over timing of installation of curb will allow for shortening the overall length of projects, resulting in less disruption to public transportation.	Fleet has ordered the slipform paver with delivery estimated this summer.	195,000	-	195,000

Vehicles & Equipment Improvements

Automatic Vehicle Wash System	Purchase and install an effective automatic wash system for large City vehicles. This system will replace a system that has been in place for eight years that is provided at no charge under an exclusive chemical purchase contract. The contract has expired. The proposed system will provide a superior quality of wash at a lower overall cost of ownership and operation than the existing system. The wash system will be installed in an existing bay on the Fleet Maintenance building that houses the current system.	RFP is complete. This will be discussed at the Equipment Committee on April 25.	170,000	-	170,000
Backhoe/Loader - Expansion	The purpose of this project is to purchase approved expansion backhoes and loaders. The Water & Sewer Maintenance Division will be receiving one front end loader in 2006.	Agenda Request to purchase this loader goes before Council on April 18.	135,000	-	135,000
Emergency Response Team Vehicle	An Expansion Emergency Response Team vehicle for the Police Department.	Unit is on order. Chassis has been received by the company and the body is being built.	187,960	187,824	136

Project Accounting Summary - First Quarter 2006

Project Title	Project Description	Current Status	2006 Budget	2006 Obligated	Remaining
Fire Vehicles/Equipment - Replacement	Unit #1049 is scheduled for replacement for the Fire Department.	The replacement unit has been ordered and should arrive in May.	25,000	20,122	4,878
Fleet - Back Hoe/Loaders	Fleet will be replacing a loader, unit 639 for the Transportation Division and a backhoe, unit 641 for the Parks & Recreation Division.	The agenda request to purchase loader goes before Council on April 18 and the backhoe will go to the Equipment Committee on April 25.	211,000	59	210,941
Fleet - Construction Equipment	In 2005, Fleet has scheduled unit 943, a forklift for replacement for Water & Sewer Division.	Bid specs will be prepared and the unit will be ordered later in 2006.	144,445	128,490	15,955
Fleet - Light/Medium Utility Vehicles	In 2006, Fleet will be replacing the following units with small pickup trucks: unit 215 for the Current Planning Division; units 234 and 1009 for the Community Resources & Code Compliance Division; unit 142 for Fleet Operations; unit 239 for the Wastewater Treatment Plant; units 240, 241 and 2006 for the Engineering Division; unit 244 for Parking & Telecommunications Division; units 248 and 2025 for the Water & Sewer Maintenance Division; unit 250 for the Building Services Division; units 254 and 2005 for the Parks & Recreation Division; units 256, 275, 2004, 2007, and 2019 for the Meter Operations Division; and units 317, 732, and 733 for the Transportation Division.	Purchase orders for these small trucks have been issued and the units have been ordered. Light bars and other add ons are being priced.	658,530	460,857	197,673
Fleet - Medium/Heavy Utility Vehicles	In 2006, Fleet Operations will be replacing unit 717 for the Water & Sewer Maintenance Division and unit 723 for the Transportation Division. Fleet will also be purchasing four trucks for the Transportation Division/Trail Project - expansions approved in 2005 which have also been ordered.	Replacements for units 717 and 723 will be received in the second quarter.	673,149	547,106	126,043
Fleet - Other Vehicles/Equipment	Units scheduled for replacement in the 2005 budget are: 84 a sweeper for the Transportation Division - funds were rebudgeted. In 2006, replacing unit 82, water pump for the Wastewater Treatment Plant, unit 79 Jet wash truck, and unit 90 Padfoot roller with one Self Propelled concrete saw.	Bid specs for replacement for units 84, 82, 79 and 90 will be prepared in the second quarter.	351,642	122,181	229,461
Fleet - Police/Passenger Vehicles	Units scheduled as "most likely to be replaced" for the Police Department in 2006 are: 1022, 1024, 1034, 1037, 1044, 1075, and 1082. These will be replaced with Police Crown Interceptors. Unit 118 for the Water & Sewer Division, unit 1002 for the Aviation & Economic Development Division, unit 1023 for Fleet Operations, and unit 1048 PD K-9 unit will be replaced.	2005 Crown interceptors should arrive in April or May, 2006. 2006 Crown Interceptors will be ordered in November. Replacements for units 118, 1002, 1023 and 1048 have been ordered and should arrive in May.	510,735	273,222	237,513
Fleet - Sanitation Vehicles/Equipment	Two front load refuse trucks (#443 & #445) were due for replacement in 2004 - funds were rebudgeted. Two rear load refuse trucks (#446 and #447) are due for replacement in 2005 - funds were rebudgeted. Three recycle trucks (#448, #449, and #450) are scheduled for replacement in 2006.	Replacements for units 443 and 445, front load refuse trucks, have been ordered. Two rear load refuse trucks have been received and are in service. Bids for three recycle trucks will be opened April 18.	1,573,420	823,285	750,135
Fleet - Tractor/Mower	In 2006, several units are scheduled for replacement: Units 552, 561, 568, 569 and 949 for the Parks & Recreation Division; Unit 559 for the Aviation & Economic Development Division; and Units 556 and 9004 for the Wastewater Treatment Plant.	Bid specs are being worked up for these units.	188,000	-	188,000
Fuel Storage Improvements - Replacement	Upgrades and repairs to fuel pumps and equipment.	Project is on hold while a re-evaluation of the entire fuel delivery process is conducted.	16,913	-	16,913

Project Accounting Summary - First Quarter 2006

Project Title	Project Description	Current Status	2006 Budget	2006 Obligated	Remaining
Light/Medium Trucks - Expansion	The purpose of this project is to purchase approved expansion light and medium trucks. In 2006, two expansion pickups have been approved for the Water and Sewer Improvement Project managers.	These two trucks have been ordered and should arrive in May.	30,520	30,520	-
Other Vehicles/Equipment Under \$10,000	Non Motor Pool equipment that costs less than \$10,000.		80,237	-	80,237
Police/Passenger Vehicles - Expansion	This project has \$55,000 to cover two Taurus expansions - one for the Police Department and one for the Fire Department and one expansion Harley Davidson Police Motorcycle.	The two Taurus models are ordered and should arrive in May. The motorcycle has not yet been ordered.	61,771	31,472	30,299
Solid Waste Equipment - Expansion	The purpose of this project is to purchase approved expansion sanitation vehicles and equipment. The Solid Waste Division will receive two side arm refuse trucks in 2006.	These two units have been ordered and should arrive late in the second quarter.	450,000	397,908	52,092

Wastewater Treatment Improvements

Computer System Upgrades - W.W.T.P.	Replace SCADA workstations at water and sewer and wastewater plant control rooms and database computers for maintenance and operations at the wastewater plant.	No activity on this project during the quarter.	6,000	-	6,000
Plant Pumps and Equipment - W.W.T.P.	To purchase and/or repair aerator motors and aerator gear boxes. The equipment is essential for the treatment process.	No activity on this project during the quarter.	107,929	-	107,929
Testing Equipment - W.W.T.P.	Replace outdated or obsolete laboratory equipment.	No activity during the quarter.	12,267	6,733	5,534
Upgrade/Replace Lift Stations - W.W.T.P.	Repair, replacement, and improvement of pumps and equipment for lift stations.	No activity on this project during the quarter.	122,683	-	122,683
W.W.T.P. Building Improvements	Repair, improvement, and replacement of buildings.	No activity on this project during the quarter.	41,000	-	41,000
Wastewater System Improvements Project	WSIP Project - Sales Tax Funded.	The following construction is underway: Noland WWTP, Archer Western, \$14,644,000; West Side WWTP, Brasfield & Gorrie, \$59,994,710; and line WL-5, force mains from the Hamestring Lift Station to the Broyles Road WWTP, Garney, \$ 4,582,536.60. Construction will begin in May and June respectively for following line projects: WL-1 and 3, Gravity Lines from Old Wire Road to Gregg Avenue, and from Porter Road to Hamestring Lift Station, Oscar Renda, \$7,014,948; and WL-4, Gravity Lines and Force Main from Gregg Avenue Lift Station to Hamestring Lift Station, Oscar Renda, \$10,441,319.20. The Hamestring lift station and the gravity line from North Street to Gregg Avenue will bid in the summer of 2006. The last major west side construction project, the Gregg Avenue lift station, is scheduled to bid in March, 2007. Bid dates are scheduled to facilitate completion at the most appropriate time. Funding alternatives are being evaluated to allow completion of the remainder of the project. East side line work will commence after the funding is obtained.	105,352,766	83,639,329	21,713,437

Project Accounting Summary - First Quarter 2006

Project Title	Project Description	Current Status	2006 Budget	2006 Obligated	Remaining
<u>Water & Sewer Improvements</u>					
24" Waterline Improvements & Replacement	Install approximately 2,000' of 24" water main in the north-south easement west of and parallel to West Custer and 3,000' of 24" water main parallel to Lewis Lane, off Morningside Drive, to replace the existing 24" water line that has experienced numerous leaks due to external corrosion. An additional 1,000 feet of pipe was added to this scope of work because it needed to be lowered for sewer line construction, and it will cost the City much less to do all of the 24" line work under one contract. The additional cost will be borne by the WSIP project.	Construction should begin in the mid 2006.	839,350	62,140	777,210
36" Waterline Replacement & Protection	Analysis of the corrosion problems on the main 36-inch water supply line from Beaver Water District including the recommendation and construction of appropriate action and corrective measures.	The study by Black and Veatch and McClelland Consulting Engineers is complete. Staff is currently studying various alternatives for future construction, no dates yet.	962,326	308,151	654,175
Broyles Road Extension Improvements	The widening and improvement of Broyles Road from Persimmon to Sellers Trail to comply with Fayetteville development requirements and to provide a suitable access to the west side wastewater treatment plant.	This road construction portion is deferred until after the heaviest portion of the WWTP construction is completed and will probably bid in early 2007. The design is complete.	110,897	-	110,897
Collection System Capacity Management	Project involves updating a computerized sanitary sewer collection model for the Fayetteville system and performance of a specific number of analyses for new developments. The model evaluates the ability of the system to accommodate a particular loading increase.	The analyses of the additional scenarios will occur as developments warrant.	13,764	1,802	11,962
Farmington Sewer Rehabilitation	This project is a cost share with Farmington based on the arbitration agreement. This project reduces sanitary sewer overflows and reduces wastewater flows to the treatment plant. The work being done in this project will not be abandoned when the new plant goes on line. This is an a sub-project to the City-wide sanitary sewer rehabilitation project.	Evaluation and pipeline design is underway with construction to begin in mid-2006.	541,831	52,800	489,031
Gregg - Waterline Relocation	The relocations and improvements of a 12" and an 18" water main along Gregg Avenue between Sycamore Street and Van Asche Boulevard, including a new interconnection underneath the Fulbright Expressway between the CMN Business Park and the Medical Center.	Construction is complete.	267,587	218,727	48,860
Gregg Street Lift Station Remediation	Remediation of the underground storage tank ferrous chloride leak at the Gregg Avenue sewer lift station.	Remediation is complete. A final report was submitted to ADEQ and closure report received, although future actions relating to stream sampling may still be required. Remaining funds will be used to remove the remaining underground storage tanks at other sewer lift stations and at the Noland Wastewater Treatment Plant. A set of specifications is being developed to put the project out to bid.	150,469	95,469	55,000
HWY 62 Waterline Relocation Farmington	The work relates to the relocation of the water mains along Highway 62 in Farmington. The Fayetteville water main is in conflict with the planned highway widening and improvement.	Construction is underway and should be completed in the second quarter.	709,577	526,367	183,210
Mount Sequoyah Pressure Plane Impvs	Water distribution improvement project to correct deficiencies in the Mount Sequoyah Pressure Plane. Private development activities will install water piping with the City to address the pumping and storage needs of this subsystem.	The evaluation of alternatives is complete. The selection of alternatives will be taken to the Water/Sewer Committee and then an engineering contract can be awarded for the design of the pumping, piping, and storage requirements.	1,095,883	117,334	978,549

Project Accounting Summary - First Quarter 2006

Project Title	Project Description	Current Status	2006 Budget	2006 Obligated	Remaining
Mount Sequoyah W&S System Upgrade	A study and design project to replace numerous leaking and outdated water and sanitary sewer mains on Mount Sequoyah, in particular those currently under houses and outside known easements and to ensure that existing residences have legal service connections.	It is anticipated that the design will be complete in the third quarter of 2006.	1,922,613	105	1,922,508
North College Waterline - Maple to North	Relocations and improvements of the water mains along North College Avenue and the adjoining neighborhoods between Maple Street and North Street.	The construction started in the fourth quarter of 2005 and should be complete by the second quarter of 2006.	1,461,207	1,342,741	118,466
Razorback Road Utility W/S Relocation	This project is for the relocation of the water and sewer utility lines associated with the widening by the AHTD of Razorback Road between 6th Street and 15th Street.	The project is currently under construction and is scheduled for completion in the second quarter.	968,042	846,327	121,715
S.C.A.D.A. System Upgrade	To improve controls on the City's water transmission lines.	A design contract is was awarded to Black and Veatch in the fourth quarter of 2005 to execute the improvement strategy addressing the highest priority actions. Preliminary designs are complete and final design is underway for the work required on the 36" transmission lines. The SCADA system will be installed at the same time as the pipe construction is completed.	13,925	-	13,925
Sanitary Sewer Rehabilitation	This project reduces sanitary sewer overflows and reduces wastewater flows to the treatment plant. The work being done in this project will not be abandoned when the new plant goes on line. This is an on going multi-year project.	a) The Sanitary Sewer Rehabilitation project for Illinois River Basins 1-5, was awarded to T-G excavating for \$2,223,022. This project uses approximately the \$1.1 million State Tribal and Assistance Grants for 2003, and 2004. Construction will begin in April. b) Sewer Manhole Rehabilitation in the amount of \$140,000 was completed in Farmington, per the arbitration agreement. Design by the RJN Group is underway on the line replacement. c) Field inspections of the Hamestring sewer basin are completed; preliminary design is underway by the RJN Group.	7,071,007	3,015,623	4,055,384
Water and Sewer Cost Sharing	Cost shares, as needed, associated with private developments.	A cost share with Sloan Properties was approved for an upgrade of a waterline to 12" in Legacy Point 4 subdivision.	424,740	19,202	405,538
Water Impact Fee Cost Sharing Projects	Cost-share projects involving the upsizing and upgrading of water mains as required by increased development.	No cost shares this quarter.	118,425	112,492	5,933
Water Line Projects as Needed	This will provide funding for relatively small projects and improvements that will be identified on an as needed basis. Projects that will be selected are those that exceed the in-house staff's ability to repair, but meet an immediate need based on the frequency of leaks, looping requirements, and relatively small location work requiring contractor capabilities. Once defined, each project will be submitted to the Mayor for approval.	Staff is waiting on identification of projects from the Water & Sewer Division.	191,700	-	191,700
Water & Sewer Operations Center Building	The purpose of this capital project was the construction of an adequate facility and compound for the Water & Sewer Maintenance and the Meter Operations divisions of the City. The compound has been built in the Industrial Park, near Pump Station Road.	The City moved into the building and commenced operations in October 2005.	240,128	243,710	(3,582)
Water & Wastewater Impact Fee Update	This project is to update the existing water and sewer impact fees based on the estimated cost of the capital facilities including calculating several fees for the wastewater collection system.	A draft project organization memorandum (Task 1) has been completed and is under review by staff.	12,300	12,300	-

Project Accounting Summary - First Quarter 2006

Project Title	Project Description	Current Status	2006 Budget	2006 Obligated	Remaining
Water System Master Plan Study	Update of the City's Master Water Study Plan and computer model by McGoodwin, Williams & Yates.	The update and expansion of the computer model is complete. Staff is currently negotiating a change order to update the model to include the developments over the past year.	36,841	17,694	19,147
Wedington Utility W/S Relocations	This project is for the relocation of the water and sewer utility lines associated with the widening of Wedington Drive from Meadowlands Drive to Double Springs Road by the AHTD.	Construction began in the quarter and is anticipated to be completed in the second quarter.	1,958,077	1,758,828	199,249
WestSide Wastewater Improvement Analysis	This project updates the wastewater flows in the Hamestring sewer basin, and identifies alternatives that may be required between now and when the West Side WWTP will come on line in May, 2008.		-	1,096	(1,096)

Water & Sewer Services Improvements

Backflow Prevention Assemblies	This project is for installation or replacement of backflow prevention assemblies on City facilities to meet a backflow prevention mandate order by the Arkansas Department of Health.	Staff has finished installing these assemblies at facilities where they are needed. The annual inspection, testing, and maintenance of all backflow preventers currently installed at City facilities has begun and will continue throughout the remainder of the year.	31,253	-	31,253
Business Office Improvements	This project involves upgrades to the Business Office to improve customer service.	Purchases are on hold pending the outcome of the recommendations of the Space Adjunct Committee.	49,261	-	49,261
Meter & Equipment Parts Cleaning Machine	The purpose of this project is to purchase a meter and equipment parts cleaning machine used to clean water meters prior to maintenance and testing. Meter maintenance personnel currently clean 1,800 to 2,000 meters per year, and will increase to approximately 3,000 in the near future. At present, water meters and parts are cleaned manually; this machine will allow these items to be cleaned automatically and more efficiently. The machine will also be used for cleaning other equipment and tools used in the Meter Operations and the Water & Sewer Maintenance divisions.	This cleaning machine should be purchased and installed by the end of September 2006.	24,000	-	24,000
Utility Rate Review and Analysis	This project consists of issuing an outside contract for a professional consultant to review existing rates and issue findings and analysis. This study will determine appropriate rates to be charged to the various classes of customers of the system that will provide adequate revenue to meet the financial needs of the system.	The City's professional consultant has provided a cost of service analysis for the on-going Farmington contract negotiations.	75,000	-	75,000
Water & Sewer Rate/Operations Study	A rate study is needed to comply with Federal EPA standards due to the City's participation in the SWCC Revolving Loan Program for financing the Wastewater System Improvements Project.	The remaining monies encumbered are for continuing services that are needed as the City continues discussions with outside City customer groups, Arkansas Natural Resources Commission (ANRC), and for professional services necessary to determine any rate impact associated with financing the remaining cost of the WSIP. It is expected that WSIP financing will be finalized during the second quarter of 2006. A formal rate study will be necessary and should be contracted in the third quarter of 2006. This formal rate study is not currently budgeted.	46,647	37,468	9,179
Water Meters	Automation of meter reading is driven by the need for increased efficiency in managing a large number of accounts with a minimum of administrative costs. The meter replacement program also enhances revenues by minimizing unaccounted for (unbilled) water amounts.	This is an on going project.	430,776	34,872	395,904
TOTALS			161,837,837	101,947,571	59,890,266