


# 2016 SUSTAINABILITY REPORT CARD

This report card tracks the 7 focus areas of the City of Fayetteville's sustainability performance.

Fayetteville strives to be a sustainable city for all residents. We focus on building livable neighborhoods that meet residents' present needs without compromising future generations' ability to thrive. These performance indicators cover a range of economic, environmental, and social metrics which work together to provide a detailed picture of the City's goals, progress, and accomplishments.


Measuring and reporting this information allows the City to better track progress and manage changes. This report aims to bring transparency to the City's inner workings for employees, businesses, and residents.

**BUILT ENVIRONMENT**




**METRICS**

**49%** Average percent of income spent on housing and transportation<sup>1\*</sup>

 Zero violation of EPA clean water guidelines (2015)<sup>2\*</sup>

**ACCOMPLISHMENTS**

Silver Bicycle-Friendly Designation (League of American Bicyclists)



University of Arkansas      City of Fayetteville


Water Resources **UTILITY OF THE FUTURE TODAY** Award (2016)

Completed and adopted the **ACTIVE TRANSPORTATION PLAN** (2015)

**GOALS**

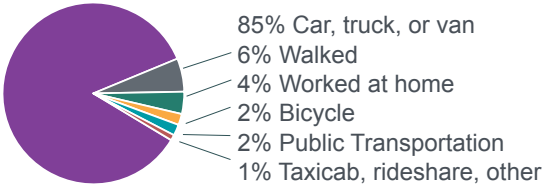
Achieve **WALK FRIENDLY COMMUNITY** Designation

Implement Community **BIKESHARE PROGRAM**




**15%** Bike/Walk mode share by 2020<sup>4</sup>

**TRANSPORTATION MODE SPLIT (2015)<sup>3\*</sup>**



**CLIMATE & ENERGY**




**METRICS**

Solid waste generated: **1800** lbs per person

**18%** diverted from landfills


**6.3%** Percent of electricity from renewable sources\*



**ACCOMPLISHMENTS**

**40 kW** of Solar PV purchased from Ozarks Natural Energy Solar Array → **54,000 kWh** renewable electricity per year

**6%** energy consumption reduction at City Facilities (2014 to 2015)



Completed Solid Waste Reduction, Diversion, and Recycling Master Plan

**2015 ENVY AWARD** (Environmental stewardship) for Recycle Something! educational campaign


Arkansas' first PACE Program (2014) creating the **Arkansas Advanced Energy Equity Program**

**GOALS**

Develop and Adopt an **ENERGY ACTION PLAN**

Achieve **SOLAR-FRIENDLY COMMUNITY** Designation

Adopt **RECYCLING MASTER PLAN**



**40%** = Increase diversion rate by 2027

Community-wide Green House Gas Emissions = **14.31 Metric Tons per capita\***

**ECONOMY & JOBS**



**METRICS**

**58%** Households that meet or exceed the Living Wage Standard<sup>5\*</sup>

**UNEMPLOYMENT<sup>6\*</sup>**



**ACCOMPLISHMENTS**

**ECONOMIC DEVELOPMENT PLAN** (2016)

Partnerships to promote entrepreneurial growth with **STARTUP JUNKIE** and the **CHAMBER OF COMMERCE**

**3rd Best** City for Startup Business (2015)<sup>7</sup>

**# 1** Best affordable place to live in the United States<sup>8</sup>



**GOALS**

Launch **ECONOMIC DEVELOPMENT PROGRAM**



Launch campaigns for: **"STARTUP CITY OF THE SOUTH"** and **"SUSTAINABLE FAYETTEVILLE"**

\*All metrics marked with an asterisk can be viewed on the STAR Communities 21 indicators dashboard

1. Housing and Transportation Index (H+T<sup>®</sup>), by the Center for Neighborhood Technology, Fayetteville, Arkansas (2016).

2. EPA's ECHO History, Publicly Owned Treatment Works Report: Fayetteville, Arkansas (2015).

3. Census Bureau's American Community Survey (2015), "Communiting Characteristics by Sex," Table S0801.

4. City of Fayetteville's Active Transportation Plan.

5. Census Bureau's American Community Survey (2015), Table DP03 and Living Wage Calculator.

6. Bureau of Labor Statistics, Fayetteville-Springdale-Rogers MSA, Unemployment Rate, in percent, not seasonally adjusted (2016).

7. Datafox "2015's best Cities to Found a Startup Outside Silicon Valley and New York" (2015).

8. U.S. News and World Report, "20 Best Affordable Places to Live in the U.S." (2016).

9. U.S. Department of Education, National Assessment of Educational Progress, Fayetteville, AR (2015)

**EDUCATION, ARTS & COMMUNITY**



**METRICS**

**49%** Percentage of 3rd graders who meet or exceed reading proficiency standards<sup>9\*</sup>

**80%** Average 4-year adjusted cohort high school graduation rate<sup>10\*</sup>

**46%** Fayetteville Residents Hold a Bachelor's Degree<sup>11</sup>

**ACCOMPLISHMENTS**

**BEST PUBLIC LIBRARY** in Northwest Arkansas<sup>12</sup>

**VOTERS APPROVED LIBRARY EXPANSION**

**63%** Fayetteville residents with a library card

**185** AP Scholar Awards

**12%** Arkansas' 2015 AP Scholars attending Fayetteville High School



**GOALS**

Fund **\$100,000 IN PUBLIC ART** Projects (A&P commission)

**90%** Average 4-year high school graduation rate<sup>13</sup>

Establish a **CULTURAL AND PERFORMING ARTS DISTRICT**

**EQUITY & EMPOWERMENT**



**METRICS**

Community assessment of equitable access and proximity to foundational **COMMUNITY ASSETS\*** **MET**

Analysis of **ENVIRONMENTAL JUSTICE SITES** where residents may be overburdened by environmental risks and exposure\* **NOT MET**

**ACCOMPLISHMENTS**

**3rd Best** Place to live in the U.S.A.<sup>14</sup>

**4th Best** College Town in the Nation<sup>15</sup>

Provided funding for affordable housing development at **WILLOW BEND**

**ARKANSAS VOLUNTEER COMMUNITY OF THE YEAR<sup>16</sup>**



2009-2016

**2016 COMPASSIONATE CITY AWARD**

**GOALS**

Develop a **COMMUNITY EQUITY PROFILE** and accompanying plan

Strengthen the **7 HILLS HOMELESS SHELTER**



Develop a city-wide strategy to achieve **AFFORDABLE BROADBAND**



Become a **WELCOMING AMERICA COMMUNITY**

**HEALTH & SAFETY**



**METRICS**

**17%** Percent of Fayetteville residents experience food insecurity<sup>17\*</sup>

**22.5%** Percent of Fayetteville residents living in a defined food desert<sup>18\*</sup>

**1.3** Homicides per 100,000 residents<sup>19\*</sup>

**ACCOMPLISHMENTS**

**URBAN AGRICULTURE ORDINANCE** allowing goats, chickens, and bees in city limits



Commission on Accreditation for Law Enforcement (CALEA)

**ACCREDITED POLICE DEPARTMENT**

Created and launched the **CITIZEN'S POLICE ACADEMY**



**GOALS**

Create an **URBAN, WORKING FARM** at the Woolsey Homestead Site

Support creation of a **LOCAL FOOD HUB**



Launch an **ARTISANAL FOOD AND CRAFT BEVERAGE COUNCIL** with Startup Junkie

**NATURAL SYSTEMS**



**METRICS**

Invasive Species removal:

**1686** hours of volunteer labor

**308** volunteers

**3.6** acres of park land cleared of invasives

**7.8%**

City land area classified as green infrastructure<sup>20\*</sup>



**ACCOMPLISHMENTS**

**INVASIVE SPECIES ORDINANCE, User Manual, and Educational Campaign**

National Arbor Day Foundation



**TREE CITY USA 21 YEARS**



**2015 ARKANSAS BUSINESS CITY OF DISTINCTION AWARD**

Green/Energy Conservation Initiatives

**GOALS**



Conduct community outreach to promote **MONARCH AND POLLINATOR GARDENS**

Dredge **LAKE SEQUOYAH**

Remove invasive species and revegetate **3 ACRES OF PARK LAND**



\*All metrics marked with an asterisk can be viewed on the STAR Communities 21 indicators dashboard  
 10. U.S. Department of Education, National Center for Education Statistics. Fayetteville, AR (2015)  
 11. Census Bureau's American Community Survey (2015), "Educational Attainment," Table S1501  
 12. Cityscapes Magazine, "Best of NWA" (2015).  
 13. Nation-wide High School Graduation rate goal, set 2011 by President Obama.  
 14. U.S. News and World Report "Best Places to Live," (2016).  
 15. Livability.com "10 Best College Towns" (2015).

16. Arkansas Department of Human Services, Division of Community Service and Nonprofit Support.  
 17. Feeding American, "Map the Meal Gap" (2015).  
 18. U.S. Department of Agriculture, Economic Research Service (2014).  
 19. U.S. Department of Justice, Uniform Crime Reporting, 2015.  
 20. Green infrastructure: "natural areas and open space that conserve ecosystem values, help sustain clean air and water, and provide benefits to people and wildlife" APA, 2015.