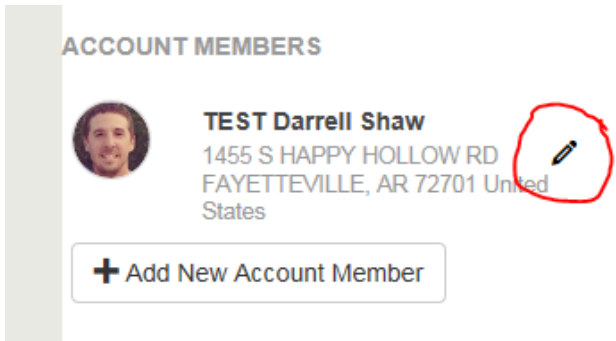




## How to Update Your Account to Receive SMS Messages

1. Go to [www.fayetteville-ar.gov/recreation](http://www.fayetteville-ar.gov/recreation)
2. Log In to your account (top left)
3. Once logged in, click on “Account” (top left)
4. Click on the pencil tool next to your account name




**ACCOUNT MEMBERS**

 **TEST Darrell Shaw**  
1455 S HAPPY HOLLOW RD  
FAYETTEVILLE, AR 72701 United States



**+ Add New Account Member**

5. Under Contact Info make sure that your first phone number is the (cell) number that you wish to receive alert messages from. Make sure that you have also selected the correct Mobile Carrier.



**CONTACT INFO**

**Phone 1\*** (479) 999-1234 Label Verizon Wireless

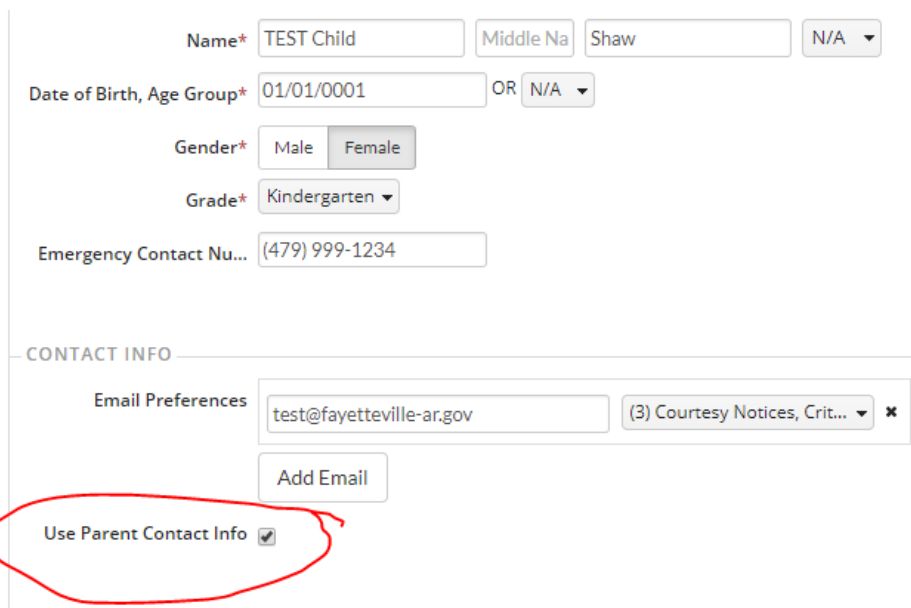
**Phone 2** Phone 2 Label No Mobile Carrier

**Phone 3** Phone 3 Label No Mobile Carrier

Email Preferences **Add Email**

6. Click “Save User”

Note that Adults who have dependents signed up for youth programs must open each of their dependents profiles (using the pencil icon) and check the box next to “Use Parent Contact Info” or make sure that the cell number and carrier are accurate on the dependent’s profile.



Name\* TEST Child Middle Na Shaw N/A

Date of Birth, Age Group\* 01/01/0001 OR N/A

Gender\* Male Female

Grade\* Kindergarten

Emergency Contact Nu... (479) 999-1234

**CONTACT INFO**

Email Preferences test@fayetteville-ar.gov (3) Courtesy Notices, Crit... ✕

**Add Email**

**Use Parent Contact Info**