

# Economic Development Consulting Services

April 2020 Reporting Period



CITY OF  
**FAYETTEVILLE**  
**ARKANSAS**

*In partnership with*

**CHAMBER**  
FAYETTEVILLE

# Economic Development Metrics and Activities

- Nine Business Expansion projects in progress
  - Six Manufacturing, three Services
    - One placed on indefinite hold due to COVID-19 Pandemic
    - One moved to long term plan due to COVID-19 Pandemic
    - One completed despite COVID-10 Pandemic, Second within 30 days of completion
  - Estimated net new HC: 191, Average wages: \$27.00+, net new payroll: \$10.M
- 16 businesses licenses issued with 64 est. new full-time employees\*
  - NOTE: COVID-19 Pandemic impact beginning to be seen in license report
- March Unemployment rate 3.3%\*\*
  - Preliminary April data for the State of Arkansas is 10.2%\*\*
- Public Meetings – All April meetings rescheduled to June
  - AS NOTED LAST MONTH: April events postponed, most May events will be virtual
- Initiated a weekly Chamber review to cover the Health Crisis and new business assistance from State and Federal Governments
  - Consists of business leaders through out the City 20 – 30 per call
  - This will continue throughout the health crisis

\* Data from City of Fayetteville Business License Report, "Date Open"

\*\* Data from U. S. Bureau of Labor Statistics

# Workforce & Community Activities

- Business Events promoting Fayetteville's economic vitality
  - 0 Fayetteville based events – Event sponsors and location sponsors cancelled or postponed
  - 0 local attendees
- Robotics Certificates Issued
  - Current Month: 0 – All Marchand April classes cancelled for the health of the community
  - Year to date: 51
  - Future Registrations: 6
  - Note that 40 previous registrations will be rescheduled and added back to the totals once a class date has been set
- Fab Lab
  - Unique visits: 0
  - Classes held: 0
  - Tours Given: 0 NOTE: 2 events with 30 attendees each was cancelled due to Health Emergency
- Leadership Programs (Adults: 30, Teens: 100)
  - Classes held: 3 NOTE: As previously noted, April classes were held remotely
  - Local business engagements: 3
  - Government engagements: 0

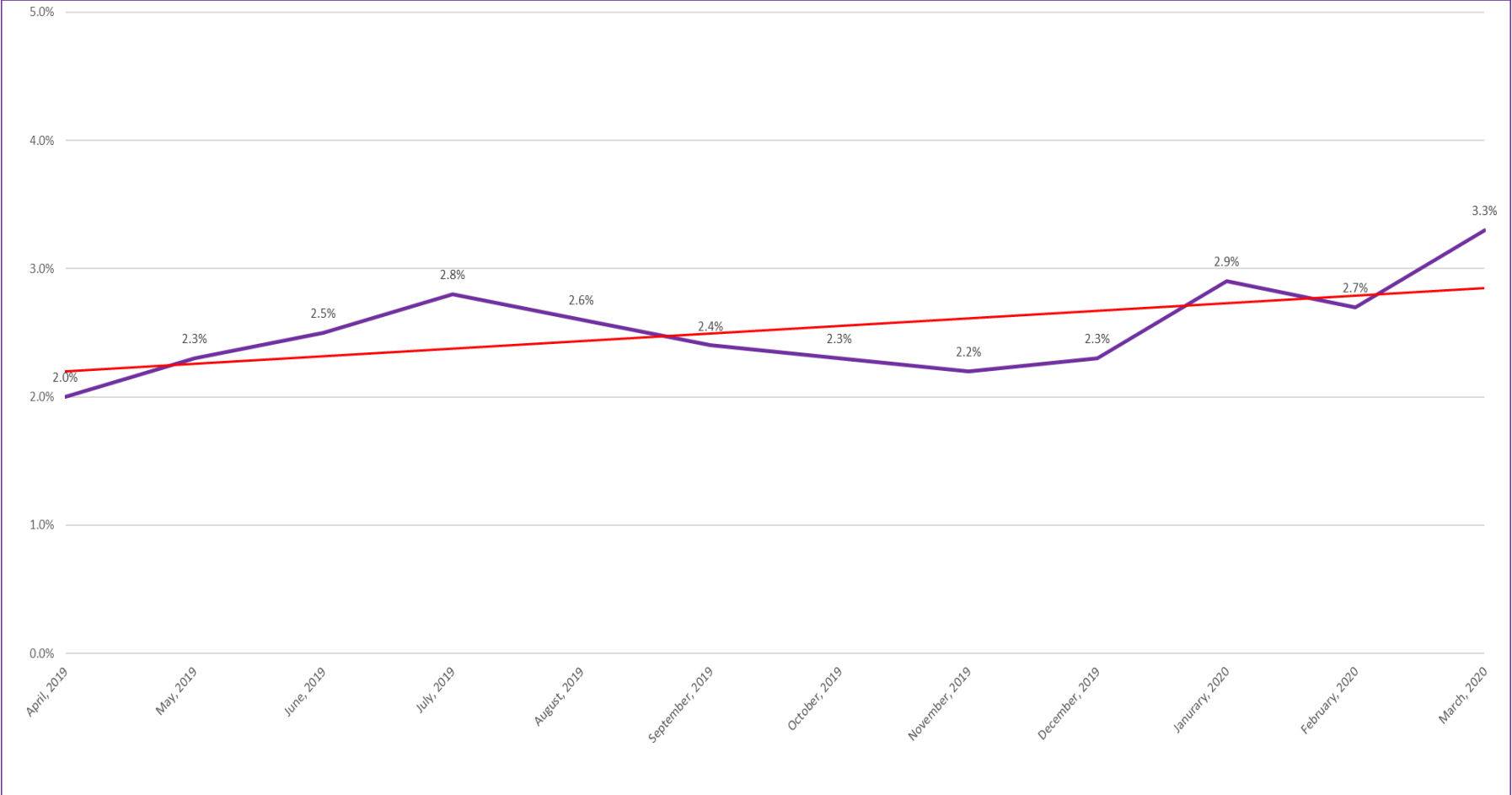
# City & Chamber Partnership

- Partner with the City's "I Count Committee"
  - Participating as an active member, generating messaging, holding public meetings and forums
- On-going – Federal funding for road extension in Commerce District
  - Coordinated with NWA Economic Development District to pursue the EDA grant application
  - Continue providing assistance to the City and the NWAEDD in grant process
- Continued and expanded support City's initiative on Cultural Arts Corridor
  - Public endorsement of location
  - Public support at local forums
  - Internal messaging on the importance of finalizing the parking deck
- Support of City's Plastic Bag Ban Initiative
  - Collect input from Chamber members
  - Messaging to Chamber members in support
- Greenway Program Partnership
  - Met with City department heads over the expansion of the Greenway partnership
  - City representatives address ongoing class NOTE: Future classes will be remote

# Chamber Health Crisis Response

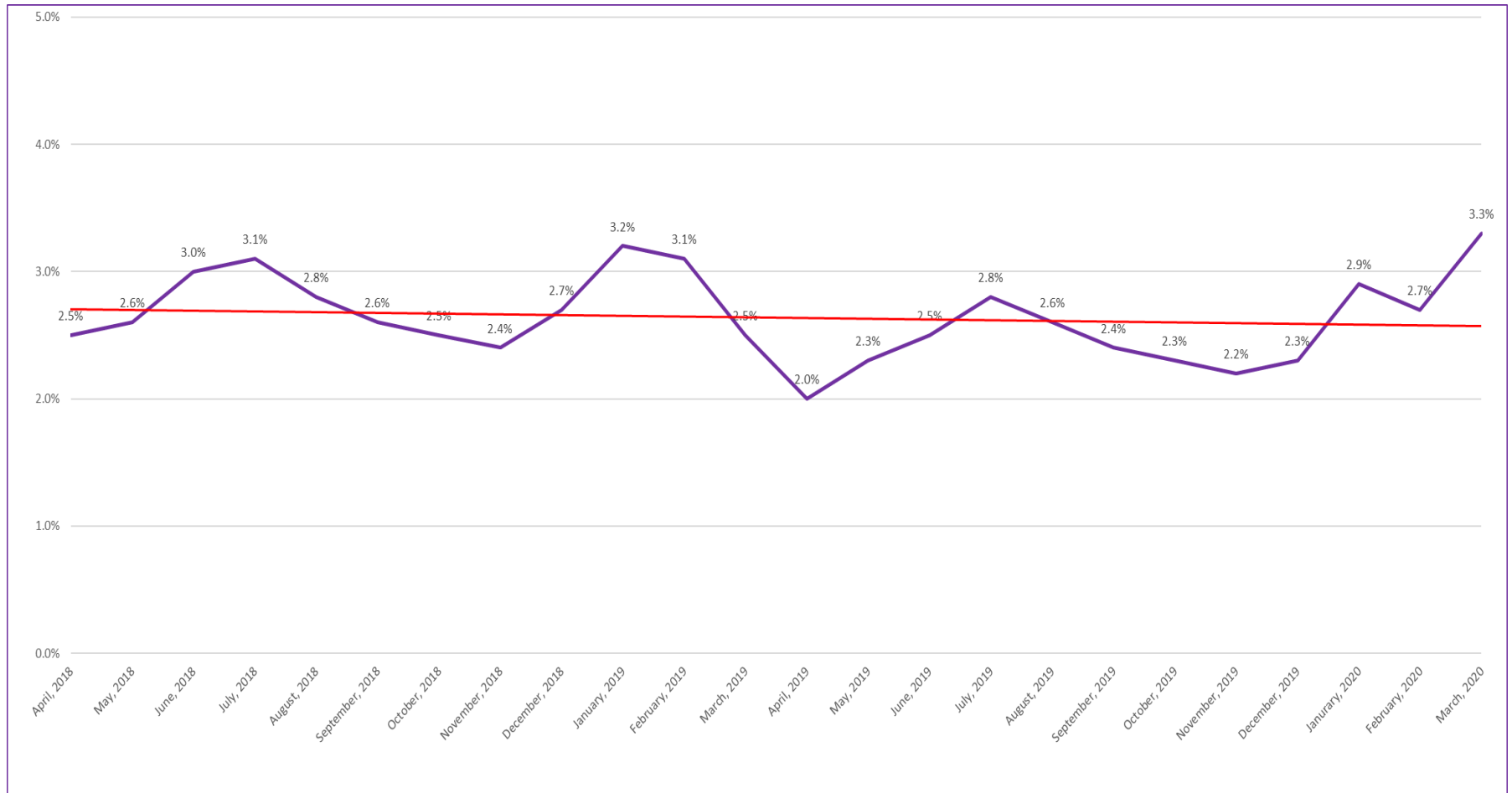
- Continued partner with the City on the economic response
  - Member of the City's Small Business Resiliency Task Force
  - Instituted weekly business leaders' updates (Thursday's at 8:00 a.m.)
    - 25 – 53 attendees per call
    - Small to large business in Fayetteville, as small as single person consulting group to Marshalltown Tools
  - Business Open Awareness Campaign: continued mass e-mail and communications for businesses that are open and operating within the confines of Health Crises mandates
- Webpage: [Fayetteville Chamber COVID-19 Business Resource](#)
  - Business Resource Guidance webpage
    - Paycheck Protection Program, SBA Emergency Injury Disaster Loan, CARES Act information, AEDC Quick Action Loan Program
  - Continued promotion partner resources and links
    - City of Fayetteville, Startup Junkie, U of A – SBTDC, AR State Chamber, US Chamber, and AEDC
  - Continued awareness of individual resource and links
    - Unemployment Assistance information and links
    - Local healthcare resource guide

# Unemployment Rate – 12 Month Trend



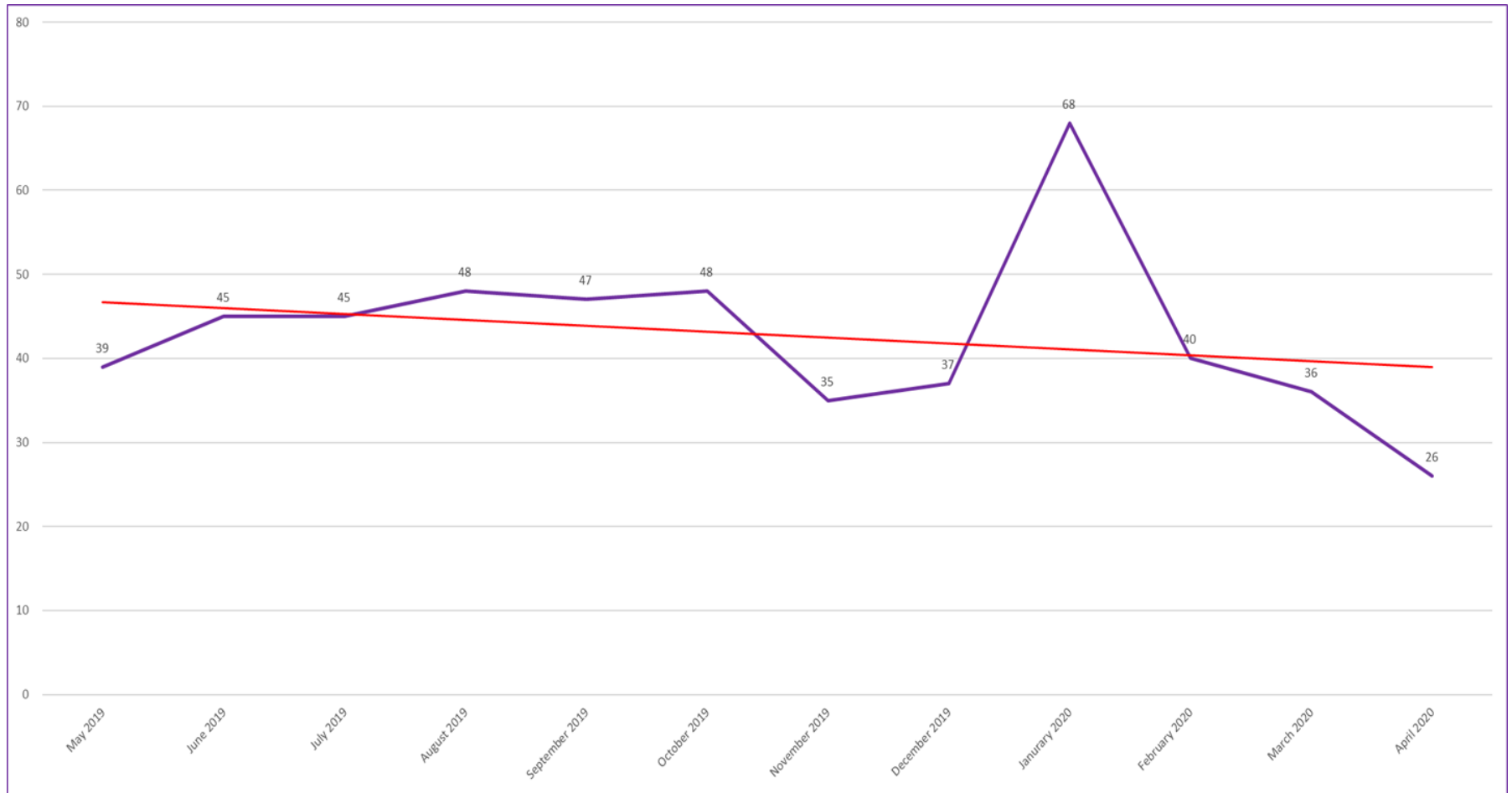
\* Data from Bureau of Labor Statistics for Fayetteville-Springdale-Rogers, AR-MO MSA.

# Unemployment Rate – 24 Month Trend



\* Data from Bureau of Labor Statistics for Fayetteville-Springdale-Rogers, AR-MO MSA.

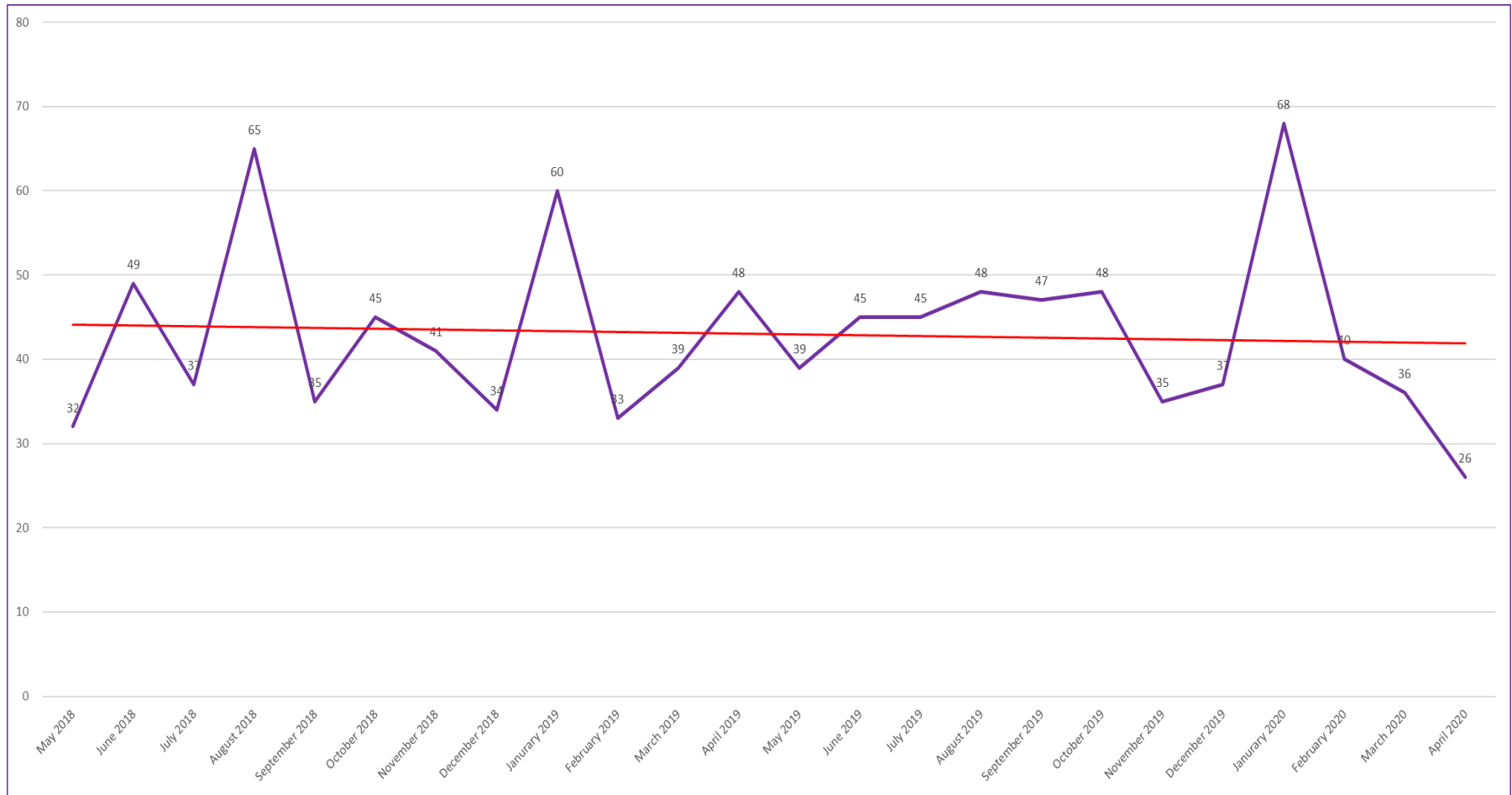
# Business License Activity – 12 Month Trend



\* Data from City of Fayetteville Business License Report, "Date Open".



# Business License Activity – 24 Month Trend



\* Data from City of Fayetteville Business License Report, "Date Open".